

INFORMATION PACKET

Table of Contents

Friday, May 3, 2019



Item	Pages
Table of Contents	1
The Grid - Schedule of Council Meetings & Addendum	2
May Calendar 2019	8
21st Nottingham Enforcement Times Optimized 2-14-19	9
21st at Nottingham Enforcement Evaluation 2-14-19	12
21st Street EB at Kelly 9-18-18 through 9-25-18	13
21st Street Speed as Volume	20
21st Street WB at Kelly 9-18-18 through 9-25-18 (processed)	21
Invitation Open House Fire Station 5 Agenda	28
Invitation Wyoming Rescue Mission Fishin for the Mission 2019	29
Pet Gazette May 2019	30
Platte River Trails Trust Newsletter April 2019	31
WAM Info Word from WAM 05.02.19	36

We are CASPER

Communication Accountability Stewardship Professionalism Efficiency Responsiveness

The Grid

A working draft of Council Meeting Agendas

May 7, 2019 Councilmembers Absent: Lutz					
Regular Council Meeting Agenda Items	Est. Public Hearing	Public Hearing	Ordinances	Resolutions	Minute Action
C = Item is on Consent N = Item is not on Consent					
Pre-Meeting - Town of Evansville Request					
Pre-Meeting - LifeSteps Campus Change Order					
Pre-Meeting - Sole Source Purchase Agreement - Water Meters and Meter Registers					
Mobile Vendor Parking Ordinance. Public Hearing/1st Reading		N			
International Fire Code Ordinance. Public Hearing/1st Reading		N			
New Resort Liquor License No. 7 Highend Hotel Group of America, LLC d/b/a Ramada Plaza Riverside Hotel & Convention Center Casper, Located at 300 West F Street.		N			
Approving the Vacation of a Portion of South Elm Street, Between West Collins and West 8th Street. 2nd Reading			N		
Annexation and Plat a portion of a previously abandoned WYDOT right-of-way located, and in the SE1/4SW1/4 of Section 18, Township 33 North, Range 79 West, 6th P.M., Natrona County Wyoming a vacation and replat of Lot 1, McNamara Heights Addition, to create the West Casper Commerce Center Addition, comprising 1.68 acres, more or less, generally located at the north east corner of CY Avenue and South West Wyoming Boulevard; and consideration of a request to establish the zoning as C-2 (General Business). 2nd Reading			N		
Authorizing an Agreement with Dynamic Controls Inc., in an Amount not to Exceed \$158,313.00 for the Procurement and Installation of a Replacement Rooftop Heating and Cooling Unit at 135 South Ash Street.				C	
Authorizing Amendment No. 1 to the Contract for Professional Services with CH2M Hill in the amount of \$30,031, for the Sam H. Hobbs Wastewater Treatment Plant Secondary Treatment Rehabilitation Phase I Project.				C	
Authorizing a Funding Agreement in the Amount of \$301,710 with the Central Wyoming Regional Water System Joint Powers Board (RWS) for Construction Services for the RWS and City of Casper PLC/SCADA Upgrades Project.				C	
Authorizing an Agreement with the Central Wyoming Regional Water System Joint Powers Board, in the Amount of \$64,296.67for the 2019 Roof Replacement Project for the City of Casper and the Central Wyoming Regional Water System.				C	
Authorizing a Contract for Professional Services with Wenck Associates, Inc., in the Amount of \$75,000, for Updating the 10-Year Casper Solid Waste Division Business Plan Project.				C	

Authorizing an Agreement with Ramshorn Construction, Inc., in the Amount of \$934,086, for the 2019 13 th Street Improvements Project.				C	
Authorizing an Agreement with RDO Equipment Co., in the amount of \$168,700, for the Casper Regional Landfill GPS Equipment Project.				C	
Authorizing Change Order No. 4 with Western States Fire Protection in the Amount of \$18,531, and a Time Extension of Seventy-Five Days, for the Life Steps Campus Building "F" Fire Suppression and Campus Fire Alarm System Replacement Project.				C	
Authorizing an Agreement with Ramshorn Construction, Inc., in the Amount of \$685,091.25, for the Bryan Stock Trail and Metro Road Improvements Project.				C	
Authorizing an Agreement with Treto Construction, Inc., in the Amount of \$932,250, for the North Beverly Street Improvements Project.				C	
Authorizing Changes to the Fees for the Use of Parks.				C	
Establishing Annexation Policy for Providing City Services to Outside Property.				C	
Adopting the 2019 Region 2 Hazard Mitigation Plan.				C	
Authorizing Amendment No.2 to the Ice Hockey Facility Development Escrow Agreement.				C	
Authorizing a Lease Agreement with Casper Horseheads Baseball Club to Operate Crossroads Baseball/Softball Complex Concessions.				C	
License Agreement - 214/216 - Taubert				C	
Authorizing the Appointment of Lisa R. Herr to the Leisure Services Advisory Board.					C
Rejecting the Bid on the Former Beverly Street Ball Field Property.					C
Authorizing the Purchase of Two (2) UTV's, from Stotz Equipment, Casper, Wyoming, in the Total Amount of \$43,900, for Use by the Parks Division of the Parks and Recreation Department.					C
Authorizing the Purchase of One (1) One-Ton Dually with Platform Bed and Crane, from Greiner Ford, Casper, Wyoming, in the Total Amount of \$62,194, for Use by the Water Distribution Division of the Public Services Department.					C
Authorizing the Purchase of One (1) New Three-Quarter-Ton Crew Cab Pickup Truck with Eight-Foot Bed, from Fremont Motors, Casper, Wyoming, in the Total Amount of \$32,393, for Use by the Parks Division of the Parks and Recreation Department.					C
Executive Session - Personnel					

May 14, 2019 Councilmembers Absent: Lutz			
Work Session Meeting Agenda Items	Recommendation	Allotted Time	Begin Time
Recommendations = Information Only, Move Forward for Approval, Direction Requested			
Council Meeting Follow-up		5 min	4:30
Municipal Court Update (Judge Lund)	Information Only	10 min	4:35
Draft Budget Distribution	Information Only	10 min	4:45

Wage and Compensation Discussion	Direction Requested	60 min	4:55
CATC (John Jones)	Direction Requested	20 min	5:55
Annual Audit	Information Only	30 min	6:15
Plains RFP (Part One)	Direction Requested	15 min	6:45
Agenda Setting		20 min	7:00
Legislative Review		10 min	7:20
Council Around the Table		10 min	7:30
Approximate Ending Time:			7:40

May 20, 2019 Councilmembers Absent:			
Special Work Session	Recommendation	Allotted Time	Begin Time
Recommendations = Information Only, Move Forward for Approval, Direction Requested			
Budget Review			
Approximate Ending Time:			

May 21, 2019 Councilmembers Absent:					
Regular Council Meeting Agenda Items	Est. Public Hearing	Public Hearing	Ordinances	Resolutions	Minute Action
C = Item is on Consent N = Item is not on Consent					
Establishing June 4, 2019, as the Date of Public Hearing for Consideration of an Ordinance Approving a Rezone of Block 60, Lot 9, and N. 20' of Lot 10; and Block 60, West 1/2 of Lots 10-12, Exc. N. 20' of Lot 10, Casper Addition, Located Directly East of the New Rescue Mission, on Lots Currently Addressed as 221 & 227 North Park Street.	C				
Approving the Vacation of a Portion of South Elm Street, Between West Collins and West 8th Street. 3rd Reading			N		
Annexation and Plat a portion of a previously abandoned WYDOT right-of-way located, and in the SE1/4SW1/4 of Section 18, Township 33 North, Range 79 West, 6th P.M., Natrona County Wyoming a vacation and replat of Lot 1, McNamara Heights Addition, to create the West Casper Commerce Center Addition, comprising 1.68 acres, more or less, generally located at the north east corner of CY Avenue and South West Wyoming Boulevard; and consideration of a request to establish the zoning as C-2 (General Business). 3rd Reading & annexation compliance			N		
Mobile Vendor Parking Ordinance. 2nd Reading			N		
International Fire Code Ordinance. 2nd Reading			N		
Approving the City of Casper's Contract for Professional Services with Hinge Studio Marketing and Communications, LLC, for Trail, Bicycle, and Pedestrian Summer Safety Campaigns, in the Amount of \$3,900.				C	
Two Resolutions Approving Amendments to the McMurry Business Park PUD (Planned Unit Development) Guidelines and the Open Space Annexation Agreement				C	
Executive Session - Personnel					

May 22, 2019 Councilmembers Absent:			
Special Work Session	Recommendation	Allotted Time	Begin Time
Recommendations = Information Only, Move Forward for Approval, Direction Requested			
Budget Review			
Approximate Ending Time:			

May 28, 2019 Councilmembers Absent: Powell			
Work Session Agenda Items	Recommendation	Allotted Time	Begin Time
Recommendations = Information Only, Move Forward for Approval, Direction Requested			
Council Meeting Follow-up		5 min	4:30
Trail Project Options 1%#16	Direction Requested	20 min	4:35
Small Trailer Parking	Move Forward for Approval	10 min	4:55
Camping Ordinance	Move Forward for Approval	10 min	5:05
Council Resolution Regarding Tow Fees	Direction Requested	15 min	5:15
Reallocation of County-Wide Consensus	Direction Requested	20 min	5:30
Plains RFP (Part Two)	Direction Requested	30 min	5:50
Agenda Setting		10 min	6:20
Legislative Review		10 min	6:30
Council Around the Table		10 min	6:40
Approximate Ending Time:			6:50

June 4, 2019 Councilmembers Absent:					
Regular Council Meeting Agenda Items	Est. Public Hearing	Public Hearing	Ordinances	Resolutions	Minute Action
C = Item is on Consent N = Item is not on Consent					
Establish June 18, 2019 as the Public Hearing Date for Consideration of the Fiscal Year 2020 Budget.	C				
Rezoning of Block 60, Lot 9, and N. 20' of Lot 10; and Block 60, West 1/2 of Lots 10-12, Exc. N. 20' of Lot 10, Casper Addition, Located Directly East of the New Rescue Mission, on Lots Currently Addressed as 221 & 227 North Park Street. Public Hearing/First Reading		N			
Mobile Vendor Parking Ordinance. 3rd Reading			N		
International Fire Code Ordinance. 3rd Reading			N		

June 11, 2019 Councilmembers Absent:			
Work Session Agenda Items	Recommendation	Allotted Time	Begin Time
Recommendations = Information Only, Move Forward for Approval, Direction Requested			
Council Meeting Follow-up		5 min	4:30

Agenda Setting		20 min	
Legislative Review		10 min	
Council Around the Table		10 min	
			Approximate Ending Time:

June 18, 2019 Councilmembers Absent:					
	Est. Public Hearing	Public Hearing	Ordinances	Resolutions	Minute Action
Regular Council Meeting Agenda Items					
C = Item is on Consent N = Item is not on Consent					
Consideration of the Fiscal Year 2020 Budget.		N			
Rezoning of Block 60, Lot 9, and N. 20' of Lot 10; and Block 60, West 1/2 of Lots 10-12, Exc. N. 20' of Lot 10, Casper Addition, Located Directly East of the New Rescue Mission, on Lots Currently Addressed as 221 & 227 North Park Street. 2nd Reading			N		

June 25, 2019 Councilmembers Absent:			
Work Session Agenda Items	Recommendation	Allotted Time	Begin Time
Recommendations = Information Only, Move Forward for Approval, Direction Requested			
Council Meeting Follow-up		5 min	4:30
Agenda Setting		20 min	
Legislative Review		10 min	
Council Around the Table		10 min	
			Approximate Ending Time:

Proposed Work Session Agenda Items

Item	Proposed Date	Estimated Time	Notes
Downtown Parking Study Implementation		45 min	
Goodstein Lot Lease (Long Term Plan)			
Property Code Revisions		40 min	Anytime after March 2019
Parking on the Parkways		30 min	Anytime after January 2019
David Street Station 501(c)(3)		30 min	Anytime after January 2019
Code of Ethics		40 min	
Downtown Flags			
Dog Parks			After Summer 2019
Green Valley - Annexation Status Report			After Annexation report is prepared
Additional Sheet of Ice at Rec Center	June 11, 2019		
Arborist Licensing			Mayor's Request

Staff Suggested Items:			
Sign Code Revisions		60 min	Anytime after April 2019
Limo Amendment?			
Interactive Long Range Transportation Plan Update	June 25 @ 4:30 pm		
Context Sensitive Agreements with WYDOT on Poplar St Bridge			
Finance Policies Resolution			Anytime after Council Finance Committee Meeting
Casper Events Center Walkthrough		2 hours	Anytime after Budget Meetings
Memorials, Donations, and Sponsorship Policy			
Boys & Girls Club Skate Park			
Budget Amendment #3 Review	June 11, 2019		

Future Budget Items

June 4th – Set Public Hearing date of June 18th for adoption of FY '20 budget; adoption of Budget Amendment #3





June 18th – Public Hearing on FY '20 proposed budget; adoption of Budget Amendment #3

June 18th - Consideration/Adoption of FY '20 Budget; adoption of Budget Amendment #3

Future Council Meeting Item

February 18, 2020 Mr. Robert Hildebrand - 100 year celebration (Mayor of Casper in 1967)

MAY 2019

Sun	Mon	Tue	Wed	Thu	Fri	Sat
			1 <i>11:30a</i> -Drug Court (Huber) <i>5:30p</i> -Platte River Restoration Advisory Committee (Pacheco)	2 <i>7:00p</i> -Youth Empowerment (Pacheco)	3	4
 5	6 <i>5:00 p.m.</i> - CNFR (Walsh, Freel)	7 <i>10:00a</i> - EDJPB (Powell, Hopkins), <i>6:00p</i>-Council Meeting	8 <i>11:30a</i> -DDA (Powell) <i>6:00p</i> -Amoco Reuse JPB (Hopkins)	9 <i>7:00a</i> -CAEDA (Powell) <i>4:30p</i> -Leisure Services Board (Huber) <i>7:00p</i> -Youth Empowerment (Pacheco)	10 <i>11:30a</i> -Chamber Coordination/ Infoshare (None)	11
 12	13 <i>8:30a</i> -Historic Preservation (Bates)	14 <i>4:30p</i>-Council Work Session	15	16 <i>7:30a</i> -Mayor/ Commissioner (Rotates) <i>11:00a</i> -Housing Authority (Bates) <i>4:00p</i> -Contractors' Licensing Board (Lutz) <i>5:30p</i> - City County Board of Health (Bates) <i>6:00p</i> - Planning & Zoning (Hopkins) <i>7:00p</i> -Youth Empowerment (Pacheco)	17	18
19	20 <i>2:00p</i> -CATC (Johnson) <i>4:00p</i> -OYD Advisory Committee (Hopkins, Freel)	21 <i>11:30a</i> -Regional Water JPB (Walsh, Powell, Huber, Freel) <i>4:00p</i> -Chamber of Commerce (Bates) <i>6:00p</i>-Council Meeting	22 <i>7:00a</i> -CPU Advisory Board (Bates) <i>11:30p</i> -NIC (None) <i>12:30p</i> -Senior Services (Pacheco) <i>1:00p</i> -Civil Service Commission (None) <i>5:15p</i> -CAP (None)	23 <i>7:00p</i> -Youth Empowerment (Pacheco)	24	25 <i>4:30p</i>-BUDGET Work Session
26  <i>Memorial Day</i> <i>City Offices Closed</i>	27	28 <i>11:30a</i> -Travel & Tourism (Johnson, Freel) <i>4:30p</i>-Council Work Session	29	30 <i>7:00p</i> -Youth Empowerment (Pacheco)	31	

Casper Police Department

201 N David St
Casper, WY, 82601

Report generated by:
Sgt. J. Bullard, Traffic Division

Best Times for Enforcement

Location:

East 21st St

Closest Cross Street:

Nottingham

Analysis Dates:

Monday, February 04, 2019

Thursday, February 14, 2019

Equipment Used:

JAMAR

Installed By:

Bullard

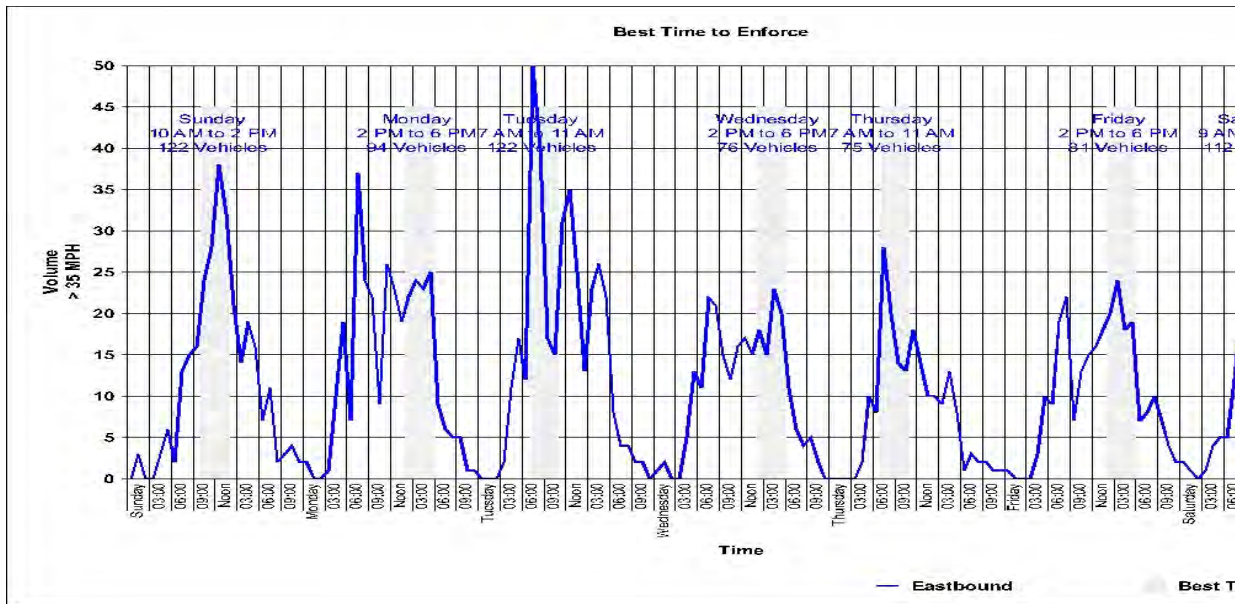
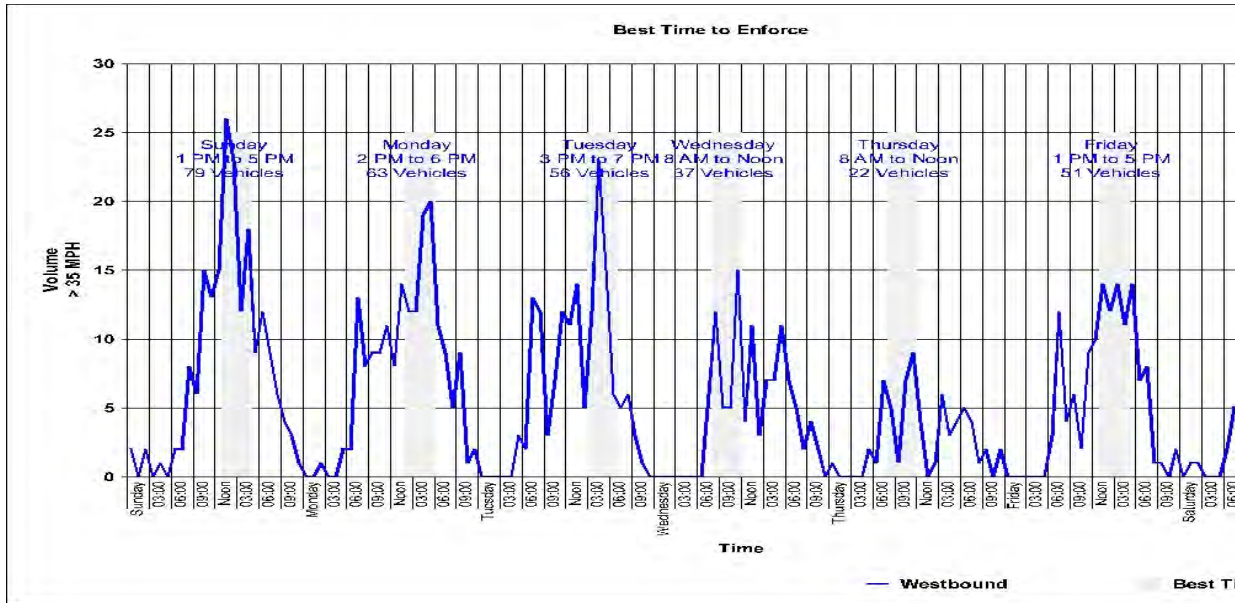
Requested By:

Sun	Combined: 11 AM to 3 PM Westbound: 1 PM to 5 PM Eastbound: 10 AM to 2 PM
Mon	Combined: 2 PM to 6 PM Westbound: 2 PM to 6 PM Eastbound: 2 PM to 6 PM
Tue	Combined: 7 AM to 11 AM Westbound: 3 PM to 7 PM Eastbound: 7 AM to 11 AM
Wed	Combined: 2 PM to 6 PM Westbound: 8 AM to Noon Eastbound: 2 PM to 6 PM
Thu	Combined: 7 AM to 11 AM Westbound: 8 AM to Noon Eastbound: 7 AM to 11 AM
Fri	Combined: 2 PM to 6 PM Westbound: 1 PM to 5 PM Eastbound: 2 PM to 6 PM
Sat	Combined: 10 AM to 2 PM Westbound: 3 PM to 7 PM Eastbound: 9 AM to 1 PM

Casper Police Department

201 N David St
Casper, WY, 82601

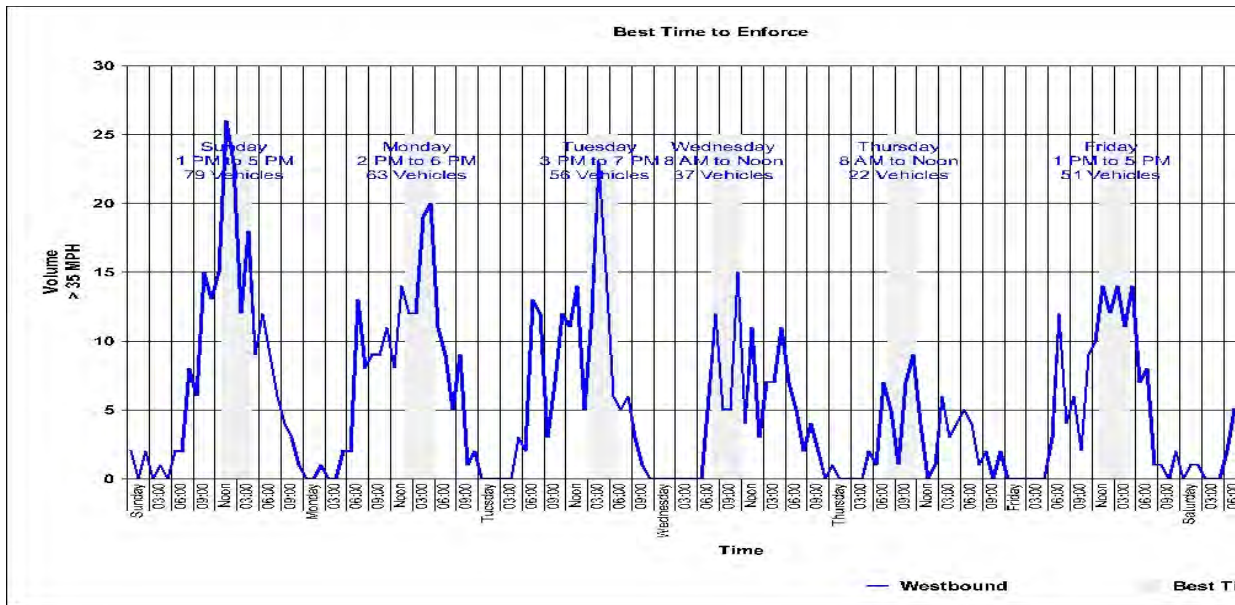
Report generated by:
Sgt. J. Bullard, Traffic Division



Casper Police Department

201 N David St
Casper, WY, 82601

Report generated by:
Sgt. J. Bullard, Traffic Division



Casper Police Department

201 N David St
Casper, WY, 82601

Report generated by:
Sgt. J. Bullard, Traffic Division

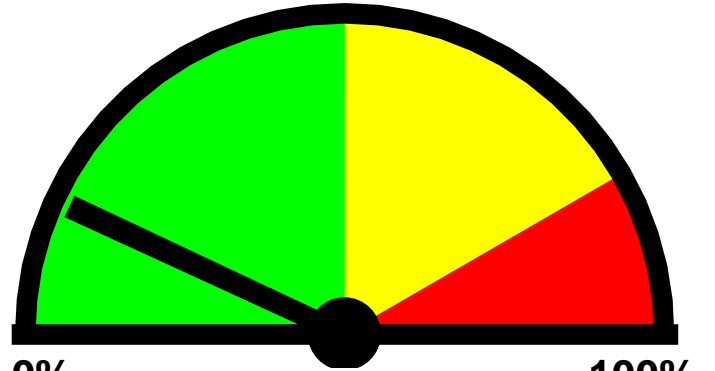
Speed Enforcement Evaluator

Location:
East 21st St

Total Percentage of Enforceable Violations

Closest Cross Street:
Nottingham

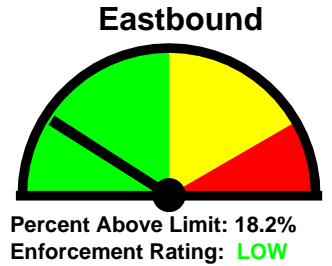
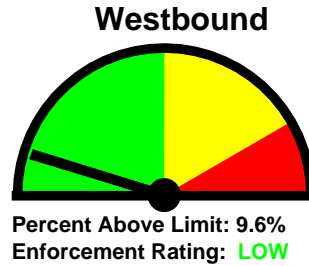
Analysis Dates:
Monday, February 04, 2019
Thursday, February 14, 2019



0% 100%
Posted Speed Limit: 30 MPH
Enforcement Tolerance: 5 MPH
Enforcement Limit: 36 MPH & Up
Percentage Above Limit: 14.0%
Enforcement Rating: **LOW**

Equipment Used:
JAMAR

Installed By:
Bullard



Combined

1-5	6-10	11-15	16-20	21-25	26-30	31-35	36-40	41-45	46-50	51-55	56-60	61-65	>65
0	8	93	867	2380	9059	15289	4036	384	56	12	1	1	1

85 percentile = 34

Westbound

1-5	6-10	11-15	16-20	21-25	26-30	31-35	36-40	41-45	46-50	51-55	56-60	61-65	>65
0	7	49	497	1418	5249	7134	1372	130	22	6	0	0	1

85 percentile = 34

Eastbound

1-5	6-10	11-15	16-20	21-25	26-30	31-35	36-40	41-45	46-50	51-55	56-60	61-65	>65
0	1	44	370	962	3810	8155	2664	254	34	6	1	1	0

85 percentile = 35

TRAFFIC ANALYSIS REPORT

For Project: 21st Street
 Location/Name: Incoming Direction
 Report Generated: 9/25/2018 16:01
 Speed Intervals 1 mph
 Time Intervals 0 minutes

Traffic Report From 9/18/2018 1:48:40 PM through 9/25/2018 3:32:21 PM

85th Percentile Speed 34 mph
 85th Percentile Vehicles 8,641 counts
 Max Speed 53.0 mph on 9/22/2018 9:57:24 AM
 Total Vehicles 10,166 count
 AADT: 1,437

Volumes - weekly vehicle counts

	Time	5 Day	7 Day
Average Daily		1,362	1,333
AM peak	8:00 to 9:00	121	110
PM peak	5:00 to 6:00	124	113

Speed

Speed limit: 30 mph
 85th Percentile Speed: 34 mph
 Average Speed: 29.0 mph

	Monday	Tuesday	Wednesday	Thursday	Friday	Saturday	Sunday
Count over limit	632	788	665	714	738	665	560
% over limit	44.7	47.4	44.8	49.2	45.2	48.6	48.5
Avg speeder	33.1	33.1	33.0	32.9	33.1	33.3	33.1

Class counts

	Number	%
VEH_SM	1	0.0
VEH_MED	9,967	98.0
VEH_LG	198	1.9

[VEH_SM = motorcycle, VEH_MED = sedan, VEH_LG = truck]

Incoming direction	Average Speed	Violator	Average Speed
Starting Hour	Count	Counts	of Violators
Average Speed	of all Traffic		
0:00:00	23	8	32.6
1:00:00	26	7	32.7
2:00:00	33	23	33
3:00:00	39	16	32.9
4:00:00	91	34	33.8
5:00:00	236	111	33.7
6:00:00	350	169	33.5
7:00:00	837	400	32.9
8:00:00	770	375	33.4
9:00:00	511	264	33.2
10:00:00	488	219	33.2
11:00:00	541	273	33
12:00:00	628	287	32.9
13:00:00	619	297	33.1
14:00:00	687	316	33.1
15:00:00	972	388	32.8
16:00:00	808	403	33.1
17:00:00	791	451	33.2
18:00:00	599	294	33.3
19:00:00	418	168	32.6
20:00:00	338	132	32.7
21:00:00	197	68	32.8
22:00:00	110	38	32.9
23:00:00	54	21	33.2

Date	Starting Hr:min	<15	15 to <20	20 to <25	25 to <30	30 to <35	35 to <40	40 to <45	45 to <50	50 to <55	55 to <60	60 to <65	65 to <70	70 to <75	75 to <80	80 to <85	85 to <90	90 to <95	95 to >100	Total Counts	85pct Speed	10mph Pace	% in pace	# of Speeders	% Speeders	
9/18/2018	0:00	*	*	*	*	*	*	*	*	*	*	*	*	*	*	*	*	*	*	*	*	*	*	*	*	
9/18/2018	1:00	*	*	*	*	*	*	*	*	*	*	*	*	*	*	*	*	*	*	*	*	*	*	*	*	
9/18/2018	2:00	*	*	*	*	*	*	*	*	*	*	*	*	*	*	*	*	*	*	*	*	*	*	*	*	
9/18/2018	3:00	*	*	*	*	*	*	*	*	*	*	*	*	*	*	*	*	*	*	*	*	*	*	*	*	
9/18/2018	4:00	*	*	*	*	*	*	*	*	*	*	*	*	*	*	*	*	*	*	*	*	*	*	*	*	
9/18/2018	5:00	*	*	*	*	*	*	*	*	*	*	*	*	*	*	*	*	*	*	*	*	*	*	*	*	
9/18/2018	6:00	*	*	*	*	*	*	*	*	*	*	*	*	*	*	*	*	*	*	*	*	*	*	*	*	
9/18/2018	7:00	*	*	*	*	*	*	*	*	*	*	*	*	*	*	*	*	*	*	*	*	*	*	*	*	
9/18/2018	8:00	*	*	*	*	*	*	*	*	*	*	*	*	*	*	*	*	*	*	*	*	*	*	*	*	
9/18/2018	9:00	*	*	*	*	*	*	*	*	*	*	*	*	*	*	*	*	*	*	*	*	*	*	*	*	
9/18/2018	10:00	*	*	*	*	*	*	*	*	*	*	*	*	*	*	*	*	*	*	*	*	*	*	*	*	
9/18/2018	11:00	*	*	*	*	*	*	*	*	*	*	*	*	*	*	*	*	*	*	*	*	*	*	*	*	
9/18/2018	12:00	*	*	*	*	*	*	*	*	*	*	*	*	*	*	*	*	*	*	*	*	*	*	*	*	
9/18/2018	13:00	2	0	1	8	4	0	0	0	0	0	0	0	0	0	0	0	0	0	0	15	31.5	25 to 35	86.7	4	26.7
9/18/2018	14:00	0	3	5	34	29	4	0	0	0	0	0	0	0	0	0	0	0	0	0	75	33	26 to 36	89.3	33	44
9/18/2018	15:00	1	6	10	71	51	1	1	0	0	0	0	0	0	0	0	0	0	0	0	141	32.1	25 to 35	91.5	53	37.6
9/18/2018	16:00	0	1	12	37	47	12	0	0	0	0	0	0	0	0	0	0	0	0	0	109	34.5	25 to 35	84.4	59	54.1
9/18/2018	17:00	1	5	6	37	57	12	0	0	0	0	0	0	0	0	0	0	0	0	0	118	34	26 to 36	83.9	69	58.5
9/18/2018	18:00	1	2	4	38	46	8	0	0	0	0	0	0	0	0	0	0	0	0	0	99	33.8	26 to 36	88.9	54	54.5
9/18/2018	19:00	1	0	2	36	20	2	0	0	0	0	0	0	0	0	0	0	0	0	0	61	32.8	25 to 35	93.4	22	36.1
9/18/2018	20:00	0	1	5	19	20	1	1	0	0	0	0	0	0	0	0	0	0	0	0	47	32	24 to 34	89.4	22	46.8
9/18/2018	21:00	0	0	4	14	4	1	0	0	0	0	0	0	0	0	0	0	0	0	0	23	32	23 to 33	91.3	5	21.7
9/18/2018	22:00	0	0	1	11	8	1	0	0	0	0	0	0	0	0	0	0	0	0	0	21	33	25 to 35	90.5	9	42.9
9/18/2018	23:00	0	0	0	2	2	2	0	0	0	0	0	0	0	0	0	0	0	0	0	6	36	26 to 36	83.3	4	66.7
24 Hr Summary		6	18	50	307	288	44	2	0	0	0	0	0	0	0	0	0	0	0	715	34	25 to 35	86.7	334	46.7	
9/19/2018	0:00	0	0	0	2	1	0	0	0	0	0	0	0	0	0	0	0	0	0	0	3	35	25 to 35	100	1	33.3
9/19/2018	1:00	*	*	*	*	*	*	*	*	*	*	*	*	*	*	*	*	*	*	*	*	*	*	*	*	*
9/19/2018	2:00	0	0	0	1	3	0	0	0	0	0	0	0	0	0	0	0	0	0	0	4	33	25 to 35	100	3	75
9/19/2018	3:00	0	0	0	1	1	0	0	0	0	0	0	0	0	0	0	0	0	0	0	2	32	22 to 32	100	1	50
9/19/2018	4:00	0	1	1	4	8	2	0	0	0	0	0	0	0	0	0	0	0	0	0	16	35	25 to 35	81.3	10	62.5
9/19/2018	5:00	0	1	4	16	19	4	0	0	0	0	0	0	0	0	0	0	0	0	0	44	34	26 to 36	84.1	23	52.3
9/19/2018	6:00	0	1	4	33	21	3	0	1	0	0	0	0	0	0	0	0	0	0	0	63	32.5	24 to 34	88.9	25	39.7
9/19/2018	7:00	0	3	15	80	49	6	0	0	0	0	0	0	0	0	0	0	0	0	0	153	31.7	26 to 36	86.9	55	35.9
9/19/2018	8:00	4	2	16	72	42	0	2	0	0	0	0	0	0	0	0	0	0	0	0	138	31.8	25 to 35	84.1	44	31.9
9/19/2018	9:00	0	1	10	29	26	9	1	0	0	0	0	0	0	0	0	0	0	0	0	76	34	24 to 34	78.9	36	47.4
9/19/2018	10:00	0	1	3	31	18	2	0	0	0	0	0	0	0	0	0	0	0	0	0	55	32.3	24 to 34	94.5	20	36.4
9/19/2018	11:00	1	1	5	25	34	2	0	0	0	0	0	0	0	0	0	0	0	0	0	68	33.2	25 to 35	88.2	36	52.9
9/19/2018	12:00	0	2	10	32	31	4	0	0	0	0	0	0	0	0	0	0	0	0	0	79	32.6	23 to 33	86.1	35	44.3
9/19/2018	13:00	1	2	10	29	32	5	1	0	0	0	0	0	0	0	0	0	0	0	0	80	33.5	25 to 35	78.8	38	47.5
9/19/2018	14:00	0	2	5	40	42	4	0	1	0	0	0	0	0	0	0	0	0	0	0	94	32.7	26 to 36	89.4	47	50
9/19/2018	15:00	0	3	17	42	55	6	0	0	0	0	0	0	0	0	0	0	0	0	0	123	32.4	23 to 33	84.6	61	49.6
9/19/2018	16:00	1	2	11	44	44	10	1	0	0	0	0	0	0	0	0	0	0	0	0	113	33.5	25 to 35	83.2	55	48.7
9/19/2018	17:00	1	0	9	47	59	11	1	0	0	0	0	0	0	0	0	0	0	0	0	128	34.3	26 to 36	86.7	71	55.5

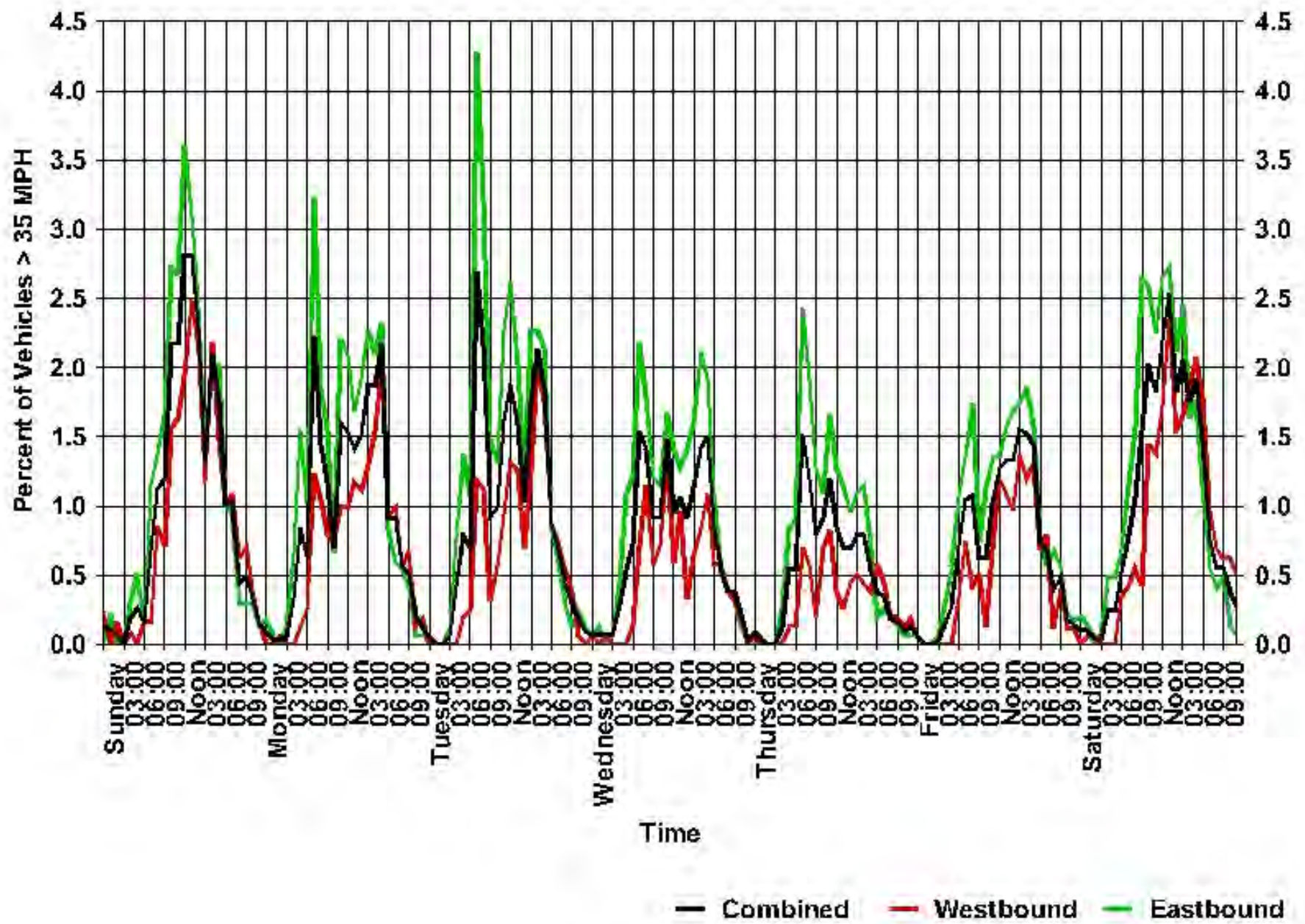
Date	Starting Hr:min	<15	15 to <20	20 to <25	25 to <30	30 to <35	35 to <40	40 to <45	45 to <50	50 to <55	55 to <60	60 to <65	65 to <70	70 to <75	75 to <80	80 to <85	85 to <90	90 to <95	95 to >100	Total Counts	85pct Speed	10mph Pace	% in pace	# of Speeders	% Speeders
9/19/2018	18:00	0	1	8	31	37	10	1	0	0	0	0	0	0	0	0	0	0	0	88	34.7	26 to 36	84.1	48	54.5
9/19/2018	19:00	0	0	8	27	28	1	0	0	0	0	0	0	0	0	0	0	0	0	64	31.7	24 to 34	92.2	29	45.3
9/19/2018	20:00	1	1	6	34	15	0	0	0	0	0	0	0	0	0	0	0	0	0	57	31	25 to 35	91.2	15	26.3
9/19/2018	21:00	0	1	2	11	4	1	0	0	0	0	0	0	0	0	0	0	0	0	19	31	23 to 33	89.5	5	26.3
9/19/2018	22:00	0	0	2	4	7	0	0	0	0	0	0	0	0	0	0	0	0	0	13	32.7	23 to 33	84.6	7	53.8
9/19/2018	23:00	0	0	0	3	0	0	0	0	0	0	0	0	0	0	0	0	0	0	3	30	20 to 30	100 *	*	
24 Hr Summary		9	25	146	638	576	80	7	2	0	0	0	0	0	0	0	0	0	0	1483	33	25 to 35	84.8	665	44.8
9/20/2018	0:00	0	0	1	1	1	0	0	0	0	0	0	0	0	0	0	0	0	0	3	31	21 to 31	100	1	33.3
9/20/2018	1:00	0	0	0	2	0	0	0	0	0	0	0	0	0	0	0	0	0	0	2	29	19 to 29	100 *	*	
9/20/2018	2:00	0	0	0	1	1	0	0	0	0	0	0	0	0	0	0	0	0	0	2	31	21 to 31	100	1	50
9/20/2018	3:00	0	0	2	2	2	0	0	0	0	0	0	0	0	0	0	0	0	0	6	31.5	22 to 32	100	2	33.3
9/20/2018	4:00	0	0	1	7	4	1	0	0	0	0	0	0	0	0	0	0	0	0	13	32.5	23 to 33	92.3	5	38.5
9/20/2018	5:00	0	2	3	14	14	4	0	0	0	0	0	0	0	0	0	0	0	0	37	34.5	25 to 35	81.1	18	48.6
9/20/2018	6:00	0	1	4	22	20	2	0	0	0	0	0	0	0	0	0	0	0	0	49	32.6	23 to 33	89.8	22	44.9
9/20/2018	7:00	0	1	10	67	51	3	1	0	0	0	0	0	0	0	0	0	0	0	133	31.8	24 to 34	90.2	55	41.4
9/20/2018	8:00	1	4	10	59	43	6	1	0	0	0	0	0	0	0	0	0	0	0	124	32.6	25 to 35	84.7	50	40.3
9/20/2018	9:00	1	0	2	25	26	5	0	0	0	0	0	0	0	0	0	0	0	0	59	32.8	26 to 36	91.5	31	52.5
9/20/2018	10:00	1	2	2	17	32	5	0	0	0	0	0	0	0	0	0	0	0	0	59	34	26 to 36	86.4	37	62.7
9/20/2018	11:00	0	1	5	26	34	4	1	0	0	0	0	0	0	0	0	0	0	0	71	33.7	26 to 36	87.3	39	54.9
9/20/2018	12:00	0	1	11	33	41	5	0	0	0	0	0	0	0	0	0	0	0	0	91	32.3	24 to 34	90.1	46	50.5
9/20/2018	13:00	3	3	6	27	43	4	0	0	0	0	0	0	0	0	0	0	0	0	86	32.6	26 to 36	83.7	47	54.7
9/20/2018	14:00	0	1	5	33	30	9	1	0	0	0	0	0	0	0	0	0	0	0	79	34	27 to 37	88.6	40	50.6
9/20/2018	15:00	2	3	5	62	50	5	0	0	0	0	0	0	0	0	0	0	0	0	127	32.6	25 to 35	89.8	55	43.3
9/20/2018	16:00	2	1	9	51	55	7	0	0	0	0	0	0	0	0	0	0	0	0	125	33.7	25 to 35	88.8	62	49.6
9/20/2018	17:00	0	2	6	26	68	14	0	0	0	0	0	0	0	0	0	0	0	0	116	34.6	27 to 37	89.7	82	70.7
9/20/2018	18:00	0	2	7	38	49	5	1	0	0	0	0	0	0	0	0	0	0	0	102	32.9	25 to 35	89.2	55	53.9
9/20/2018	19:00	0	1	9	30	25	2	0	0	0	0	0	0	0	0	0	0	0	0	67	32.3	24 to 34	89.6	27	40.3
9/20/2018	20:00	0	1	5	24	19	1	0	0	0	0	0	0	0	0	0	0	0	0	50	31.6	24 to 34	92	20	40
9/20/2018	21:00	1	1	2	14	14	0	0	0	0	0	0	0	0	0	0	0	0	0	32	31.7	24 to 34	93.8	14	43.8
9/20/2018	22:00	0	0	2	9	4	1	0	0	0	0	0	0	0	0	0	0	0	0	16	31.5	22 to 32	87.5	5	31.3
9/20/2018	23:00	0	0	0	3	0	0	0	0	0	0	0	0	0	0	0	0	0	0	3	30	20 to 30	100 *	*	
24 Hr Summary		11	27	107	593	626	83	5	0	0	0	0	0	0	0	0	0	0	0	1452	33	26 to 36	87	714	49.2
9/21/2018	0:00	0	0	0	0	1	0	0	0	0	0	0	0	0	0	0	0	0	0	1	31	21 to 31	100	1	100
9/21/2018	1:00	0	0	0	4	1	0	0	0	0	0	0	0	0	0	0	0	0	0	5	29	21 to 31	100	1	20
9/21/2018	2:00	0	0	0	1	4	0	0	0	0	0	0	0	0	0	0	0	0	0	5	32.5	23 to 33	100	4	80
9/21/2018	3:00	0	0	0	4	4	1	0	0	0	0	0	0	0	0	0	0	0	0	9	35	26 to 36	100	5	55.6
9/21/2018	4:00	1	0	0	6	5	2	0	0	0	0	0	0	0	0	0	0	0	0	14	35	26 to 36	85.7	7	50
9/21/2018	5:00	0	1	3	22	10	3	0	0	0	0	0	0	0	0	0	0	0	0	39	32	26 to 36	87.2	13	33.3
9/21/2018	6:00	0	3	2	31	24	4	1	1	0	0	0	0	0	0	0	0	0	0	66	33.7	26 to 36	86.4	30	45.5
9/21/2018	7:00	1	4	16	55	68	11	0	0	0	0	0	0	0	0	0	0	0	0	155	33.4	25 to 35	84.5	79	51
9/21/2018	8:00	1	1	8	35	57	9	2	0	0	0	0	0	0	0	0	0	0	0	113	34	27 to 37	86.7	68	60.2
9/21/2018	9:00	0	2	5	24	28	7	0	0	0	0	0	0	0	0	0	0	0	0	66	33.9	26 to 36	84.8	35	53

Date	Starting Hr:min	<15	15 to <20	20 to <25	25 to <30	30 to <35	35 to <40	40 to <45	45 to <50	50 to <55	55 to <60	60 to <65	65 to <70	70 to <75	75 to <80	80 to <85	85 to <90	90 to <95	95 to >100	Total Counts	85pct Speed	10mph Pace	% in pace	# of Speeders	% Speeders
9/21/2018	10:00	2	1	4	27	19	4	0	0	0	0	0	0	0	0	0	0	0	0	57	32.3	25 to 35	86	23	40.4
9/21/2018	11:00	1	1	6	37	27	1	0	0	0	0	0	0	0	0	0	0	0	0	73	32	25 to 35	91.8	28	38.4
9/21/2018	12:00	1	0	6	56	32	2	0	1	0	0	0	0	0	0	0	0	0	0	98	32.6	25 to 35	91.8	35	35.7
9/21/2018	13:00	0	3	10	33	43	2	1	0	0	0	0	0	0	0	0	0	0	0	92	33.2	25 to 35	83.7	46	50
9/21/2018	14:00	0	2	4	39	34	8	1	0	0	0	0	0	0	0	0	0	0	0	88	34	27 to 37	89.8	43	48.9
9/21/2018	15:00	2	3	21	71	54	4	1	0	0	0	0	0	0	0	0	0	0	0	156	31.9	24 to 34	89.1	59	37.8
9/21/2018	16:00	2	1	12	64	55	4	0	0	0	0	0	0	0	0	0	0	0	0	138	32.4	25 to 35	88.4	59	42.8
9/21/2018	17:00	0	2	6	52	73	7	0	0	0	0	0	0	0	0	0	0	0	0	140	33.6	26 to 36	91.4	80	57.1
9/21/2018	18:00	0	1	12	42	31	9	0	0	0	0	0	0	0	0	0	0	0	0	95	34.4	27 to 37	84.2	40	42.1
9/21/2018	19:00	1	1	8	36	26	2	1	0	0	0	0	0	0	0	0	0	0	0	75	31.8	25 to 35	88	29	38.7
9/21/2018	20:00	0	2	4	22	19	3	0	0	0	0	0	0	0	0	0	0	0	0	50	32	24 to 34	84	22	44
9/21/2018	21:00	0	0	9	21	14	1	1	0	0	0	0	0	0	0	0	0	0	0	46	31.8	24 to 34	89.1	16	34.8
9/21/2018	22:00	1	1	2	16	7	2	0	0	0	0	0	0	0	0	0	0	0	0	29	31.7	22 to 32	82.8	9	31
9/21/2018	23:00	0	1	1	13	6	0	0	0	0	0	0	0	0	0	0	0	0	0	21	31.5	24 to 34	95.2	6	28.6
24 Hr Summary		13	30	139	711	642	86	8	2	0	0	0	0	0	0	0	0	0	0	1631	34	26 to 36	85.6	738	45.2
9/22/2018	0:00	0	0	0	1	1	0	0	0	0	0	0	0	0	0	0	0	0	0	2	35	25 to 35	100	1	50
9/22/2018	1:00	0	0	1	3	1	0	0	0	0	0	0	0	0	0	0	0	0	0	5	30	25 to 35	100	1	20
9/22/2018	2:00	0	0	0	1	2	1	0	0	0	0	0	0	0	0	0	0	0	0	4	35	25 to 35	75	3	75
9/22/2018	3:00	0	0	0	4	3	1	0	0	0	0	0	0	0	0	0	0	0	0	8	35	28 to 38	100	4	50
9/22/2018	4:00	0	1	1	11	1	0	0	0	0	0	0	0	0	0	0	0	0	0	14	29.5	20 to 30	92.9	1	7.1
9/22/2018	5:00	0	1	2	13	13	1	0	0	0	0	0	0	0	0	0	0	0	0	30	32.3	23 to 33	90	14	46.7
9/22/2018	6:00	2	0	1	13	11	4	0	0	0	0	0	0	0	0	0	0	0	0	31	33	27 to 37	90.3	15	48.4
9/22/2018	7:00	1	0	2	15	22	9	4	0	0	0	0	0	0	0	0	0	0	0	53	37	28 to 38	81.1	35	66
9/22/2018	8:00	2	1	3	34	54	6	0	0	0	0	0	0	0	0	0	0	0	0	100	33.9	26 to 36	89	60	60
9/22/2018	9:00	0	2	9	41	54	4	0	0	1	0	0	0	0	0	0	0	0	0	111	33.6	26 to 36	87.4	59	53.2
9/22/2018	10:00	0	1	9	42	34	4	2	0	0	0	0	0	0	0	0	0	0	0	92	33.3	25 to 35	85.9	40	43.5
9/22/2018	11:00	3	1	15	34	43	5	1	0	0	0	0	0	0	0	0	0	0	0	102	32.6	23 to 33	85.3	49	48
9/22/2018	12:00	1	1	5	40	37	3	0	0	0	0	0	0	0	0	0	0	0	0	87	32.5	25 to 35	92	40	46
9/22/2018	13:00	0	0	9	40	32	3	2	0	0	0	0	0	0	0	0	0	0	0	86	31.9	23 to 33	90.7	37	43
9/22/2018	14:00	0	4	5	33	39	4	0	0	0	0	0	0	0	0	0	0	0	0	85	32.9	25 to 35	88.2	43	50.6
9/22/2018	15:00	1	3	11	34	33	10	1	0	0	0	0	0	0	0	0	0	0	0	93	34.3	25 to 35	77.4	44	47.3
9/22/2018	16:00	2	3	7	33	56	8	1	0	0	0	0	0	0	0	0	0	0	0	110	33.6	26 to 36	85.5	65	59.1
9/22/2018	17:00	0	3	11	31	41	5	0	0	0	0	0	0	0	0	0	0	0	0	91	33.7	25 to 35	81.3	46	50.5
9/22/2018	18:00	0	2	11	35	36	3	0	1	0	0	0	0	0	0	0	0	0	0	88	33.2	25 to 35	83	40	45.5
9/22/2018	19:00	0	2	4	29	19	1	0	0	0	0	0	0	0	0	0	0	0	0	55	31	25 to 35	90.9	20	36.4
9/22/2018	20:00	0	1	6	20	23	3	0	1	0	0	0	0	0	0	0	0	0	0	54	33.5	25 to 35	88.9	27	50
9/22/2018	21:00	0	0	7	19	10	1	0	0	0	0	0	0	0	0	0	0	0	0	37	31.5	23 to 33	94.6	11	29.7
9/22/2018	22:00	0	0	3	10	2	1	0	0	0	0	0	0	0	0	0	0	0	0	16	32	23 to 33	93.8	3	18.8
9/22/2018	23:00	0	0	0	7	6	0	1	0	0	0	0	0	0	0	0	0	0	0	14	32.5	23 to 33	92.9	7	50
24 Hr Summary		12	26	122	543	573	77	12	2	1	0	0	0	0	0	0	0	0	0	1368	34	25 to 35	85.1	665	48.6
9/23/2018	0:00	0	1	0	7	3	0	0	0	0	0	0	0	0	0	0	0	0	0	11	31	24 to 34	90.9	3	27.3
9/23/2018	1:00	0	0	1	3	3	0	0	0	0	0	0	0	0	0	0	0	0	0	7	31	22 to 32	100	3	42.9

Date	Starting Hr:min	<15	15 to <20	20 to <25	25 to <30	30 to <35	35 to <40	40 to <45	45 to <50	50 to <55	55 to <60	60 to <65	65 to <70	70 to <75	75 to <80	80 to <85	85 to <90	90 to <95	95 to >100	Total Counts	85pct Speed	10mph Pace	% in pace	# of Speeders	% Speeders
9/23/2018	2:00	0	0	0	4	8	0	0	0	0	0	0	0	0	0	0	0	0	0	12	33	24 to 34	100	8	66.7
9/23/2018	3:00	0	0	1	6	1	0	0	0	0	0	0	0	0	0	0	0	0	0	8	30	21 to 31	100	1	12.5
9/23/2018	4:00	0	0	1	7	3	1	0	0	0	0	0	0	0	0	0	0	0	0	12	31.7	22 to 32	91.7	4	33.3
9/23/2018	5:00	0	0	3	1	3	2	0	0	0	0	0	0	0	0	0	0	0	0	9	35.5	24 to 34	66.7	5	55.6
9/23/2018	6:00	0	0	2	4	7	3	1	0	0	0	0	0	0	0	0	0	0	0	17	35.3	26 to 36	82.4	11	64.7
9/23/2018	7:00	0	1	4	17	20	2	0	0	0	0	0	0	0	0	0	0	0	0	44	33.4	25 to 35	90.9	22	50
9/23/2018	8:00	0	1	5	26	24	7	0	0	0	0	0	0	0	0	0	0	0	0	63	34	27 to 37	85.7	31	49.2
9/23/2018	9:00	0	1	1	34	34	5	0	0	0	0	0	0	0	0	0	0	0	0	75	33.3	26 to 36	94.7	39	52
9/23/2018	10:00	1	0	6	54	32	11	0	0	0	0	0	0	0	0	0	0	0	0	104	33.6	26 to 36	85.6	43	41.3
9/23/2018	11:00	0	0	5	37	45	2	0	0	0	0	0	0	0	0	0	0	0	0	89	32.6	25 to 35	93.3	47	52.8
9/23/2018	12:00	0	1	4	29	43	1	1	0	0	0	0	0	0	0	0	0	0	0	79	33	24 to 34	91.1	45	57
9/23/2018	13:00	1	2	6	25	34	11	0	0	0	0	0	0	0	0	0	0	0	0	79	34	26 to 36	79.7	45	57
9/23/2018	14:00	0	3	13	34	35	6	0	0	0	0	0	0	0	0	0	0	0	0	91	32.9	26 to 36	80.2	41	45.1
9/23/2018	15:00	1	1	9	57	41	2	0	0	0	0	0	0	0	0	0	0	0	0	111	32.6	25 to 35	89.2	43	38.7
9/23/2018	16:00	0	2	8	29	49	9	0	0	0	0	0	0	0	0	0	0	0	0	97	33.7	26 to 36	85.6	58	59.8
9/23/2018	17:00	0	0	12	22	38	4	0	0	0	0	0	0	0	0	0	0	0	0	76	33.7	25 to 35	90.8	42	55.3
9/23/2018	18:00	0	0	9	22	25	4	0	0	0	0	0	0	0	0	0	0	0	0	60	32.9	24 to 34	86.7	29	48.3
9/23/2018	19:00	1	0	6	25	13	0	0	0	0	0	0	0	0	0	0	0	0	0	45	31.4	23 to 33	95.6	13	28.9
9/23/2018	20:00	0	0	3	20	15	1	0	0	0	0	0	0	0	0	0	0	0	0	39	31.8	23 to 33	92.3	16	41
9/23/2018	21:00	0	0	2	9	7	0	1	0	0	0	0	0	0	0	0	0	0	0	19	32.5	23 to 33	84.2	8	42.1
9/23/2018	22:00	0	0	2	2	1	0	0	0	0	0	0	0	0	0	0	0	0	0	5	30	20 to 30	80	1	20
9/23/2018	23:00	0	0	0	1	2	0	0	0	0	0	0	0	0	0	0	0	0	0	3	32	22 to 32	100	2	66.7
24 Hr Summary		4	13	103	475	486	71	3	0	0	0	0	0	0	0	0	0	0	0	1155	34	25 to 35	86.1	560	48.5
9/24/2018	0:00	0	0	0	1	0	0	0	0	0	0	0	0	0	0	0	0	0	0	1	28	18 to 28	100 *	*	
9/24/2018	1:00	0	0	0	4	0	1	0	0	0	0	0	0	0	0	0	0	0	0	5	30	20 to 30	80	1	20
9/24/2018	2:00	0	0	1	1	1	1	0	0	0	0	0	0	0	0	0	0	0	0	4	32	26 to 36	75	2	50
9/24/2018	3:00	0	0	0	2	1	0	0	0	0	0	0	0	0	0	0	0	0	0	3	32	22 to 32	100	1	33.3
9/24/2018	4:00	1	0	2	8	2	0	0	0	0	0	0	0	0	0	0	0	0	0	13	30	22 to 32	84.6	2	15.4
9/24/2018	5:00	0	0	4	15	12	5	2	0	0	0	0	0	0	0	0	0	0	0	38	35.3	27 to 37	81.6	19	50
9/24/2018	6:00	1	1	5	25	27	6	1	0	0	0	0	0	0	0	0	0	0	0	66	34.3	25 to 35	83.3	34	51.5
9/24/2018	7:00	0	2	11	53	74	6	0	0	0	0	0	0	0	0	0	0	0	0	146	33.1	24 to 34	91.1	80	54.8
9/24/2018	8:00	0	2	17	39	52	11	1	0	0	0	0	0	0	0	0	0	0	0	122	34.3	24 to 34	79.5	64	52.5
9/24/2018	9:00	0	0	6	23	22	0	0	0	0	0	0	0	0	0	0	0	0	0	51	31.7	24 to 34	92.2	22	43.1
9/24/2018	10:00	2	1	2	31	27	3	0	0	0	0	0	0	0	0	0	0	0	0	66	32.8	25 to 35	90.9	30	45.5
9/24/2018	11:00	1	0	7	20	29	5	0	0	0	0	0	0	0	0	0	0	0	0	62	34	26 to 36	87.1	34	54.8
9/24/2018	12:00	0	1	14	48	37	3	0	0	0	0	0	0	0	0	0	0	0	0	103	32.7	25 to 35	86.4	40	38.8
9/24/2018	13:00	0	0	7	37	34	5	0	0	0	0	0	0	0	0	0	0	0	0	83	33.3	25 to 35	91.6	39	47
9/24/2018	14:00	1	0	9	44	27	4	0	0	0	0	0	0	0	0	0	0	0	0	85	32.2	24 to 34	88.2	31	36.5
9/24/2018	15:00	0	3	11	74	38	7	1	0	0	0	0	0	0	0	0	0	0	0	134	32.3	24 to 34	85.8	46	34.3
9/24/2018	16:00	1	1	16	53	42	2	1	0	0	0	0	0	0	0	0	0	0	0	116	31.9	23 to 33	89.7	45	38.8
9/24/2018	17:00	0	1	12	48	53	8	0	0	0	0	0	0	0	0	0	0	0	0	122	32.9	26 to 36	86.1	61	50
9/24/2018	18:00	0	1	6	32	24	2	2	0	0	0	0	0	0	0	0	0	0	0	67	33	24 to 34	85.1	28	41.8
9/24/2018	19:00	0	0	1	22	27	1	0	0	0	0	0	0	0	0	0	0	0	0	51	32.7	25 to 35	98	28	54.9

Date	Starting Hr:min	<15	15 to <20	20 to <25	25 to <30	30 to <35	35 to <40	40 to <45	45 to <50	50 to <55	55 to <60	60 to <65	65 to <70	70 to <75	75 to <80	80 to <85	85 to <90	90 to <95	95 to >100	Total Counts	85pct Speed	10mph Pace	% in pace	# of Speeders	% Speeders
9/24/2018	20:00	0	4	7	20	9	0	1	0	0	0	0	0	0	0	0	0	0	0	41	32	23 to 33	80.5	10	24.4
9/24/2018	21:00	0	0	1	11	9	0	0	0	0	0	0	0	0	0	0	0	0	0	21	32.3	25 to 35	100	9	42.9
9/24/2018	22:00	1	1	0	4	4	0	0	0	0	0	0	0	0	0	0	0	0	0	10	31	22 to 32	80	4	40
9/24/2018	23:00	0	0	0	2	2	0	0	0	0	0	0	0	0	0	0	0	0	0	4	31	22 to 32	100	2	50
24 Hr Summary		8	18	139	617	553	70	9	0	0	0	0	0	0	0	0	0	0	0	1414	33	25 to 35	86.1	632	44.7
9/25/2018	0:00	0	0	0	1	1	0	0	0	0	0	0	0	0	0	0	0	0	0	2	32	22 to 32	100	1	50
9/25/2018	1:00	0	0	0	1	1	0	0	0	0	0	0	0	0	0	0	0	0	0	2	31	21 to 31	100	1	50
9/25/2018	2:00	0	0	0	0	2	0	0	0	0	0	0	0	0	0	0	0	0	0	2	33	23 to 33	100	2	100
9/25/2018	3:00	0	0	0	1	2	0	0	0	0	0	0	0	0	0	0	0	0	0	3	33	23 to 33	100	2	66.7
9/25/2018	4:00	0	0	1	3	5	0	0	0	0	0	0	0	0	0	0	0	0	0	9	33	24 to 34	100	5	55.6
9/25/2018	5:00	0	1	4	15	14	5	0	0	0	0	0	0	0	0	0	0	0	0	39	34.7	26 to 36	84.6	19	48.7
9/25/2018	6:00	1	0	6	20	29	2	0	1	0	0	0	0	0	0	0	0	0	0	59	33	24 to 34	89.8	32	54.2
9/25/2018	7:00	0	1	10	67	72	2	0	0	0	0	0	0	0	0	0	0	0	0	152	32.5	24 to 34	93.4	74	48.7
9/25/2018	8:00	2	2	6	42	44	12	2	0	0	0	0	0	0	0	0	0	0	0	110	34.7	27 to 37	82.7	58	52.7
9/25/2018	9:00	0	0	5	26	35	6	1	0	0	0	0	0	0	0	0	0	0	0	73	33	24 to 34	87.7	42	57.5
9/25/2018	10:00	0	0	8	22	25	2	0	0	0	0	0	0	0	0	0	0	0	0	57	33	24 to 34	84.2	27	47.4
9/25/2018	11:00	2	2	7	24	33	6	0	0	0	0	0	0	0	0	0	0	0	0	74	33.7	25 to 35	79.7	39	52.7
9/25/2018	12:00	0	0	7	38	43	3	0	0	0	0	0	0	0	0	0	0	0	0	91	33	26 to 36	91.2	46	50.5
9/25/2018	13:00	1	1	8	47	34	6	1	0	0	0	0	0	0	0	0	0	0	0	98	33.3	25 to 35	87.8	41	41.8
9/25/2018	14:00	2	1	8	43	33	5	0	0	0	0	0	0	0	0	0	0	0	0	92	32.8	25 to 35	85.9	38	41.3
9/25/2018	15:00	2	2	15	39	25	2	0	0	0	0	0	0	0	0	0	0	0	0	85	31.5	23 to 33	87.1	27	31.8
9/25/2018	16:00	*	*	*	*	*	*	*	*	*	*	*	*	*	*	*	*	*	*	*	*	*	*	*	*
9/25/2018	17:00	*	*	*	*	*	*	*	*	*	*	*	*	*	*	*	*	*	*	*	*	*	*	*	*
9/25/2018	18:00	*	*	*	*	*	*	*	*	*	*	*	*	*	*	*	*	*	*	*	*	*	*	*	*
9/25/2018	19:00	*	*	*	*	*	*	*	*	*	*	*	*	*	*	*	*	*	*	*	*	*	*	*	*
9/25/2018	20:00	*	*	*	*	*	*	*	*	*	*	*	*	*	*	*	*	*	*	*	*	*	*	*	*
9/25/2018	21:00	*	*	*	*	*	*	*	*	*	*	*	*	*	*	*	*	*	*	*	*	*	*	*	*
9/25/2018	22:00	*	*	*	*	*	*	*	*	*	*	*	*	*	*	*	*	*	*	*	*	*	*	*	*
9/25/2018	23:00	*	*	*	*	*	*	*	*	*	*	*	*	*	*	*	*	*	*	*	*	*	*	*	*
24 Hr Summary		10	10	85	389	398	51	4	1	0	0	0	0	0	0	0	0	0	0	948	33	25 to 35	85.9	454	47.9

Speed as Overall Percentage



TRAFFIC ANALYSIS REPORT

For Project: 21st Street
 Location/Name: Incoming Direction
 Report Generated: 9/25/2018 16:03
 Speed Intervals 1 mph
 Time Intervals 0 minutes

Traffic Report From 9/18/2018 1:59:26 PM through 9/25/2018 3:37:47 PM

85th Percentile Speed 34 mph
 85th Percentile Vehicles 9,993 counts
 Max Speed 58.0 mph on 9/25/2018 10:45:50 AM
 Total Vehicles 11,757 count
 AADT: 1,663

Volumes - weekly vehicle counts

	Time	5 Day	7 Day
Average Daily		1,569	1,545
AM peak	3:00 to 9:00	114	93
PM peak	5:00 to 6:00	184	163

Speed

Speed limit: 30 mph
 85th Percentile Speed: 34 mph
 Average Speed: 30.1 mph

	Monday	Tuesday	Wednesday	Thursday	Friday	Saturday	Sunday
Count over limit	1,032	1,127	1,087	1,014	1,165	1,028	910
% over limit	61.0	60.1	63.5	59.7	64.4	65.8	64.6
Avg speeder	32.9	33.1	32.9	33.0	33.2	33.2	33.3

Class counts

	Number	%
VEH_SM	1	0.0
VEH_MED	11,631	98.9
VEH_LG	125	1.1

[VEH_SM = motorcycle, VEH_MED = sedan, VEH_LG = truck]

Incoming direction Starting Hour	Count	Average Speed of all Traffic	Violator Counts	Average Speed of Violators
0:00:00	71	31.9	50	33.8
1:00:00	54	31	31	32.9
2:00:00	30	31.7	19	33.6
3:00:00	30	33.6	26	34.3
4:00:00	28	30.7	17	32.6
5:00:00	54	31.7	36	34.1
6:00:00	182	31.2	113	33.6
7:00:00	587	31.2	373	33
8:00:00	651	30.8	382	33
9:00:00	422	31	245	33.3
10:00:00	505	30.6	282	33
11:00:00	587	31.1	380	33.1
12:00:00	672	31.2	430	33.2
13:00:00	697	31.2	450	33.1
14:00:00	858	31.1	507	33.3
15:00:00	1162	30.9	678	33
16:00:00	956	31.2	613	33.1
17:00:00	1143	31.5	794	33.1
18:00:00	922	31.2	576	33
19:00:00	730	31	453	32.9
20:00:00	635	31.1	396	33.1
21:00:00	409	31.3	265	33.1
22:00:00	251	31.5	170	33.2
23:00:00	121	31.4	77	33.2

Date	Starting Hr:min	<15	15 to <20	20 to <25	25 to <30	30 to <35	35 to <40	40 to <45	45 to <50	50 to <55	55 to <60	60 to <65	65 to <70	70 to <75	75 to <80	80 to <85	85 to <90	90 to <95	95 to >100	Total Counts	85pct Speed	10mph Pace	% in pace	# of Speeders	% Speeders	
9/18/2018	0:00	*	*	*	*	*	*	*	*	*	*	*	*	*	*	*	*	*	*	*	*	*	*	*		
9/18/2018	1:00	*	*	*	*	*	*	*	*	*	*	*	*	*	*	*	*	*	*	*	*	*	*	*		
9/18/2018	2:00	*	*	*	*	*	*	*	*	*	*	*	*	*	*	*	*	*	*	*	*	*	*	*		
9/18/2018	3:00	*	*	*	*	*	*	*	*	*	*	*	*	*	*	*	*	*	*	*	*	*	*	*		
9/18/2018	4:00	*	*	*	*	*	*	*	*	*	*	*	*	*	*	*	*	*	*	*	*	*	*	*		
9/18/2018	5:00	*	*	*	*	*	*	*	*	*	*	*	*	*	*	*	*	*	*	*	*	*	*	*		
9/18/2018	6:00	*	*	*	*	*	*	*	*	*	*	*	*	*	*	*	*	*	*	*	*	*	*	*		
9/18/2018	7:00	*	*	*	*	*	*	*	*	*	*	*	*	*	*	*	*	*	*	*	*	*	*	*		
9/18/2018	8:00	*	*	*	*	*	*	*	*	*	*	*	*	*	*	*	*	*	*	*	*	*	*	*		
9/18/2018	9:00	*	*	*	*	*	*	*	*	*	*	*	*	*	*	*	*	*	*	*	*	*	*	*		
9/18/2018	10:00	*	*	*	*	*	*	*	*	*	*	*	*	*	*	*	*	*	*	*	*	*	*	*		
9/18/2018	11:00	*	*	*	*	*	*	*	*	*	*	*	*	*	*	*	*	*	*	*	*	*	*	*		
9/18/2018	12:00	*	*	*	*	*	*	*	*	*	*	*	*	*	*	*	*	*	*	*	*	*	*	*		
9/18/2018	13:00	0	0	0	0	1	0	0	0	0	0	0	0	0	0	0	0	0	0	0	1	32	22 to 32	100	1	100
9/18/2018	14:00	0	1	2	33	50	7	2	0	0	0	0	0	0	0	0	0	0	0	0	95	34.3	26 to 36	90.5	59	62.1
9/18/2018	15:00	0	3	7	64	81	7	0	0	0	0	0	0	0	0	0	0	0	0	0	162	33.4	25 to 35	91.4	88	54.3
9/18/2018	16:00	1	2	7	50	86	11	0	0	0	0	0	0	0	0	0	0	0	0	0	157	33.7	27 to 37	90.4	97	61.8
9/18/2018	17:00	0	1	11	47	121	14	0	0	0	0	0	0	0	0	0	0	0	0	0	194	33.6	27 to 37	91.2	135	69.6
9/18/2018	18:00	0	3	9	47	61	10	0	0	0	0	0	0	0	0	0	0	0	0	0	130	33.6	25 to 35	85.4	71	54.6
9/18/2018	19:00	0	0	2	33	59	3	0	0	0	0	0	0	0	0	0	0	0	0	0	97	33.5	26 to 36	96.9	62	63.9
9/18/2018	20:00	0	1	6	29	49	8	1	0	0	0	0	0	0	0	0	0	0	0	0	94	34	27 to 37	87.2	58	61.7
9/18/2018	21:00	0	1	0	18	28	2	0	0	0	0	0	0	0	0	0	0	0	0	0	49	33	26 to 36	95.9	30	61.2
9/18/2018	22:00	0	0	1	10	19	4	1	0	0	0	0	0	0	0	0	0	0	0	0	35	35	26 to 36	88.6	24	68.6
9/18/2018	23:00	0	0	0	3	3	0	0	0	0	0	0	0	0	0	0	0	0	0	0	6	31	23 to 33	100	3	50
24 Hr Summary		1	12	45	334	558	66	4	0	0	0	0	0	0	0	0	0	0	0	1020	34	26 to 36	89.9	628	61.6	
9/19/2018	0:00	0	0	0	3	3	0	0	0	0	0	0	0	0	0	0	0	0	0	0	6	33.5	24 to 34	100	3	50
9/19/2018	1:00	0	0	0	3	3	0	0	0	0	0	0	0	0	0	0	0	0	0	0	6	33	25 to 35	100	3	50
9/19/2018	2:00	0	0	0	0	1	0	0	0	0	0	0	0	0	0	0	0	0	0	0	1	35	25 to 35	100	1	100
9/19/2018	3:00	0	0	0	1	4	0	0	0	0	0	0	0	0	0	0	0	0	0	0	5	33.5	24 to 34	100	4	80
9/19/2018	4:00	0	0	0	1	1	1	0	0	0	0	0	0	0	0	0	0	0	0	0	3	39	22 to 32	66.7	2	66.7
9/19/2018	5:00	0	0	0	0	3	2	0	0	0	0	0	0	0	0	0	0	0	0	0	5	35.5	26 to 36	100	5	100
9/19/2018	6:00	0	0	2	12	19	3	0	0	0	0	0	0	0	0	0	0	0	0	0	36	33.8	25 to 35	88.9	22	61.1
9/19/2018	7:00	0	0	4	30	67	7	2	0	0	0	0	0	0	0	0	0	0	0	0	110	34	26 to 36	92.7	76	69.1
9/19/2018	8:00	0	1	5	47	65	3	0	0	0	0	0	0	0	0	0	0	0	0	0	121	32.6	26 to 36	94.2	68	56.2
9/19/2018	9:00	0	1	5	22	27	2	0	0	0	0	0	0	0	0	0	0	0	0	0	57	32.4	25 to 35	91.2	29	50.9
9/19/2018	10:00	0	1	6	22	44	1	0	0	0	0	0	0	0	0	0	0	0	0	0	74	32.8	25 to 35	91.9	45	60.8
9/19/2018	11:00	0	0	2	19	47	4	0	0	0	0	0	0	0	0	0	0	0	0	0	72	33.2	26 to 36	95.8	51	70.8
9/19/2018	12:00	0	0	3	33	47	5	0	0	0	0	0	0	0	0	0	0	0	0	0	88	34.1	27 to 37	94.3	52	59.1
9/19/2018	13:00	0	0	4	20	57	6	0	0	0	0	0	0	0	0	0	0	0	0	0	87	33.6	26 to 36	93.1	63	72.4
9/19/2018	14:00	0	2	8	31	51	4	0	0	0	0	0	0	0	0	0	0	0	0	0	96	33.5	26 to 36	88.5	55	57.3
9/19/2018	15:00	0	1	7	43	88	11	0	0	0	0	0	0	0	0	0	0	0	0	0	150	33.6	26 to 36	91.3	99	66
9/19/2018	16:00	2	1	4	51	80	4	0	0	0	0	0	0	0	0	0	0	0	0	0	142	33.3	25 to 35	93.7	84	59.2
9/19/2018	17:00	0	4	7	45	115	10	1	0	0	0	0	0	0	0	0	0	0	0	0	182	34	26 to 36	90.7	126	69.2
9/19/2018	18:00	0	1	6	51	80	7	2	0	0	0	0	0	0	0	0	0	0	0	0	147	33.6	25 to 35	91.8	89	60.5

Date	Starting Hr:min	<15	15 to <20	20 to <25	25 to <30	30 to <35	35 to <40	40 to <45	45 to <50	50 to <55	55 to <60	60 to <65	65 to <70	70 to <75	75 to <80	80 to <85	85 to <90	90 to <95	95 to >100	Total Counts	85pct Speed	10mph Pace	% in pace	# of Speeders	% Speeders
9/19/2018	19:00	0	1	4	41	76	4	0	1	0	0	0	0	0	0	0	0	0	0	127	33.3	26 to 36	93.7	81	63.8
9/19/2018	20:00	1	1	8	29	54	7	1	0	1	0	0	0	0	0	0	0	0	0	102	33.8	27 to 37	86.3	63	61.8
9/19/2018	21:00	0	0	1	13	34	2	0	0	0	0	0	0	0	0	0	0	0	0	50	32.7	26 to 36	98	36	72
9/19/2018	22:00	1	0	0	9	21	1	0	0	0	0	0	0	0	0	0	0	0	0	32	33.5	25 to 35	93.8	22	68.8
9/19/2018	23:00	0	0	0	6	7	0	1	0	0	0	0	0	0	0	0	0	0	0	14	34	25 to 35	92.9	8	57.1
24 Hr Summary		4	14	76	532	994	84	7	1	1	0	0	0	0	0	0	0	0	0	1713	34	26 to 36	91.7	1087	63.5
9/20/2018	0:00	0	0	1	2	6	4	0	0	0	0	0	0	0	0	0	0	0	0	13	36	29 to 39	92.3	10	76.9
9/20/2018	1:00	0	0	0	3	0	0	0	0	0	0	0	0	0	0	0	0	0	0	3	29	19 to 29	100 *	*	
9/20/2018	2:00	0	0	1	4	0	1	0	0	0	0	0	0	0	0	0	0	0	0	6	30	20 to 30	83.3	1	16.7
9/20/2018	3:00	0	0	0	2	3	0	0	0	0	0	0	0	0	0	0	0	0	0	5	33	25 to 35	100	3	60
9/20/2018	4:00	0	0	0	2	3	0	0	0	0	0	0	0	0	0	0	0	0	0	5	33	24 to 34	100	3	60
9/20/2018	5:00	0	1	0	3	5	0	0	0	0	0	0	0	0	0	0	0	0	0	9	32.7	23 to 33	88.9	5	55.6
9/20/2018	6:00	0	1	3	13	10	4	1	0	0	0	0	0	0	0	0	0	0	0	32	35	26 to 36	78.1	15	46.9
9/20/2018	7:00	0	0	3	41	58	2	0	1	0	0	0	0	0	0	0	0	0	0	105	32.6	25 to 35	97.1	61	58.1
9/20/2018	8:00	0	1	9	45	52	8	1	0	0	0	0	0	0	0	0	0	0	0	116	33.6	26 to 36	87.1	61	52.6
9/20/2018	9:00	0	0	5	24	26	3	0	0	0	0	0	0	0	0	0	0	0	0	58	32.7	24 to 34	87.9	29	50
9/20/2018	10:00	0	1	3	29	29	3	0	0	0	0	0	0	0	0	0	0	0	0	65	32.8	26 to 36	92.3	32	49.2
9/20/2018	11:00	0	2	6	22	53	2	0	0	0	0	0	0	0	0	0	0	0	0	85	33.1	25 to 35	89.4	55	64.7
9/20/2018	12:00	0	0	2	32	57	4	1	0	0	0	0	0	0	0	0	0	0	0	96	33.5	27 to 37	95.8	62	64.6
9/20/2018	13:00	0	0	8	33	42	5	1	0	0	0	0	0	0	0	0	0	0	0	89	33.8	25 to 35	88.8	48	53.9
9/20/2018	14:00	1	0	8	42	58	10	0	1	0	0	0	0	0	0	0	0	0	0	120	33.4	26 to 36	86.7	69	57.5
9/20/2018	15:00	0	2	7	55	78	8	0	0	0	0	0	0	0	0	0	0	0	0	150	33.3	26 to 36	92.7	86	57.3
9/20/2018	16:00	0	1	3	53	64	3	3	0	0	0	0	0	0	0	0	0	0	0	127	33.1	26 to 36	92.9	70	55.1
9/20/2018	17:00	0	0	6	44	103	15	1	0	0	0	0	0	0	0	0	0	0	0	169	33.9	28 to 38	92.9	119	70.4
9/20/2018	18:00	0	0	8	49	87	4	0	0	0	0	0	0	0	0	0	0	0	0	148	33.1	26 to 36	93.2	91	61.5
9/20/2018	19:00	0	3	2	30	48	6	0	0	0	0	0	0	0	0	0	0	0	0	89	33.6	28 to 38	94.4	54	60.7
9/20/2018	20:00	0	1	3	24	52	5	1	0	0	0	0	0	0	0	0	0	0	0	86	33.6	26 to 36	93	58	67.4
9/20/2018	21:00	0	0	3	21	47	4	0	0	0	0	0	0	0	0	0	0	0	0	75	33.7	26 to 36	96	51	68
9/20/2018	22:00	0	0	2	11	16	3	0	0	0	0	0	0	0	0	0	0	0	0	32	34.5	26 to 36	87.5	19	59.4
9/20/2018	23:00	0	0	0	3	11	0	1	0	0	0	0	0	0	0	0	0	0	0	15	34	25 to 35	93.3	12	80
24 Hr Summary		1	13	83	587	908	94	10	2	0	0	0	0	0	0	0	0	0	0	1698	34	26 to 36	90.8	1014	59.7
9/21/2018	0:00	0	0	1	1	2	2	0	0	0	0	0	0	0	0	0	0	0	0	6	36	29 to 39	83.3	4	66.7
9/21/2018	1:00	0	0	0	1	2	1	0	0	0	0	0	0	0	0	0	0	0	0	4	32	22 to 32	75	3	75
9/21/2018	2:00	0	0	0	1	3	0	0	0	0	0	0	0	0	0	0	0	0	0	4	32	24 to 34	100	3	75
9/21/2018	3:00	0	0	0	0	3	0	0	0	0	0	0	0	0	0	0	0	0	0	3	34	24 to 34	100	3	100
9/21/2018	4:00	0	0	0	2	2	0	0	0	0	0	0	0	0	0	0	0	0	0	4	31	23 to 33	100	2	50
9/21/2018	5:00	0	0	0	3	0	2	0	0	0	0	0	0	0	0	0	0	0	0	5	36	26 to 36	80	2	40
9/21/2018	6:00	0	0	3	10	16	3	0	0	0	0	0	0	0	0	0	0	0	0	32	33.7	25 to 35	90.6	19	59.4
9/21/2018	7:00	0	1	7	29	55	11	0	0	0	0	0	0	0	0	0	0	0	0	103	34.3	28 to 38	89.3	66	64.1
9/21/2018	8:00	0	0	8	35	53	10	0	0	0	0	0	0	0	0	0	0	0	0	106	33.8	26 to 36	89.6	63	59.4
9/21/2018	9:00	0	0	4	19	34	6	0	0	0	0	0	0	0	0	0	0	0	0	63	34.3	26 to 36	92.1	40	63.5
9/21/2018	10:00	0	1	2	27	28	4	0	0	0	0	0	0	0	0	0	0	0	0	62	33.6	26 to 36	91.9	32	51.6
9/21/2018	11:00	0	0	6	22	54	7	1	0	0	0	0	0	0	0	0	0	0	0	90	33.8	27 to 37	87.8	62	68.9

Date	Starting Hr:min	<15	15 to <20	20 to <25	25 to <30	30 to <35	35 to <40	40 to <45	45 to <50	50 to <55	55 to <60	60 to <65	65 to <70	70 to <75	75 to <80	80 to <85	85 to <90	90 to <95	95 to >100	Total Counts	85pct Speed	10mph Pace	% in pace	# of Speeders	% Speeders
9/21/2018	12:00	0	1	5	20	64	8	3	0	0	0	0	0	0	0	0	0	0	0	101	34.3	26 to 36	89.1	75	74.3
9/21/2018	13:00	0	0	4	25	56	6	2	0	0	0	0	0	0	0	0	0	0	0	93	33.8	26 to 36	89.2	64	68.8
9/21/2018	14:00	0	0	6	35	53	10	1	0	0	0	0	0	0	0	0	0	0	0	105	34.4	26 to 36	89.5	64	61
9/21/2018	15:00	0	1	9	80	85	13	1	0	0	0	0	0	0	0	0	0	0	0	189	33.2	26 to 36	89.9	99	52.4
9/21/2018	16:00	0	1	6	48	86	7	0	1	0	0	0	0	0	0	0	0	0	0	149	33.4	26 to 36	91.9	94	63.1
9/21/2018	17:00	0	1	8	46	116	14	2	0	0	0	0	0	0	0	0	0	0	0	187	34.1	27 to 37	90.4	132	70.6
9/21/2018	18:00	0	0	3	30	88	7	4	0	0	0	0	0	0	0	0	0	0	0	132	33.9	26 to 36	93.2	99	75
9/21/2018	19:00	0	1	5	40	66	7	1	0	0	0	0	0	0	0	0	0	0	0	120	33.4	26 to 36	90.8	74	61.7
9/21/2018	20:00	0	1	4	31	69	5	0	0	0	0	0	0	0	0	0	0	0	0	110	33.8	26 to 36	93.6	74	67.3
9/21/2018	21:00	0	3	0	24	38	6	0	0	0	0	0	0	0	0	0	0	0	0	71	34.2	26 to 36	88.7	44	62
9/21/2018	22:00	0	0	0	13	27	4	2	0	0	0	0	0	0	0	0	0	0	0	46	34.7	27 to 37	91.3	33	71.7
9/21/2018	23:00	0	0	0	9	13	1	0	0	0	0	0	0	0	0	0	0	0	0	23	34	26 to 36	100	14	60.9
24 Hr Summary		0	11	81	551	1013	134	17	1	0	0	0	0	0	0	0	0	0	0	1808	34	26 to 36	90.3	1165	64.4
9/22/2018	0:00	0	2	1	4	11	0	0	0	0	0	0	0	0	0	0	0	0	0	18	31.8	23 to 33	83.3	11	61.1
9/22/2018	1:00	0	0	1	2	10	1	0	0	0	0	0	0	0	0	0	0	0	0	14	33.5	27 to 37	92.9	11	78.6
9/22/2018	2:00	0	0	0	2	6	0	0	0	0	0	0	0	0	0	0	0	0	0	8	34.5	25 to 35	100	6	75
9/22/2018	3:00	0	0	0	0	4	2	0	0	0	0	0	0	0	0	0	0	0	0	6	37	30 to 40	100	6	100
9/22/2018	4:00	0	0	1	1	3	0	0	0	0	0	0	0	0	0	0	0	0	0	5	31	22 to 32	100	3	60
9/22/2018	5:00	0	0	0	5	6	0	0	0	0	0	0	0	0	0	0	0	0	0	11	32	25 to 35	100	6	54.5
9/22/2018	6:00	0	0	0	2	2	3	0	0	0	0	0	0	0	0	0	0	0	0	7	36.5	27 to 37	100	5	71.4
9/22/2018	7:00	0	0	1	7	19	1	0	0	0	0	0	0	0	0	0	0	0	0	28	33.7	24 to 34	96.4	20	71.4
9/22/2018	8:00	0	0	5	14	27	3	0	0	0	0	0	0	0	0	0	0	0	0	49	33.5	25 to 35	89.8	30	61.2
9/22/2018	9:00	0	1	6	20	34	7	0	0	0	0	0	0	0	0	0	0	0	0	68	34.5	26 to 36	83.8	41	60.3
9/22/2018	10:00	0	0	6	38	47	5	0	0	0	0	0	0	0	0	0	0	0	0	96	34.1	26 to 36	91.7	52	54.2
9/22/2018	11:00	0	0	6	24	59	10	1	0	0	0	0	0	0	0	0	0	0	0	100	34.2	27 to 37	90	70	70
9/22/2018	12:00	0	2	5	29	50	2	0	0	0	0	0	0	0	0	0	0	0	0	88	33.6	25 to 35	92	52	59.1
9/22/2018	13:00	0	0	1	29	71	8	4	0	0	0	0	0	0	0	0	0	0	0	113	34.4	26 to 36	93.8	83	73.5
9/22/2018	14:00	0	0	4	41	55	11	1	0	0	0	0	0	0	0	0	0	0	0	112	33.8	27 to 37	93.8	67	59.8
9/22/2018	15:00	0	1	4	32	67	12	1	0	0	0	0	0	0	0	0	0	0	0	117	34.2	27 to 37	89.7	80	68.4
9/22/2018	16:00	0	0	8	21	79	12	1	0	0	0	0	0	0	0	0	0	0	0	121	34.3	27 to 37	86.8	92	76
9/22/2018	17:00	0	0	3	28	72	9	0	0	0	0	0	0	0	0	0	0	0	0	112	34	28 to 38	94.6	81	72.3
9/22/2018	18:00	0	0	7	45	73	5	1	0	0	0	0	0	0	0	0	0	0	0	131	33.6	26 to 36	91.6	79	60.3
9/22/2018	19:00	1	1	3	34	61	6	2	0	0	0	0	0	0	0	0	0	0	0	108	33.5	25 to 35	88.9	69	63.9
9/22/2018	20:00	0	0	2	31	52	7	0	1	0	0	0	0	0	0	0	0	0	0	93	34	26 to 36	94.6	60	64.5
9/22/2018	21:00	0	1	3	23	45	9	0	0	0	0	0	0	0	0	0	0	0	0	81	34.6	27 to 37	91.4	54	66.7
9/22/2018	22:00	0	0	2	14	31	1	0	0	0	0	0	0	0	0	0	0	0	0	48	33.3	26 to 36	95.8	32	66.7
9/22/2018	23:00	0	0	1	9	16	2	0	0	0	0	0	0	0	0	0	0	0	0	28	33.7	26 to 36	92.9	18	64.3
24 Hr Summary		1	8	70	455	900	116	11	1	0	0	0	0	0	0	0	0	0	0	1562	34	26 to 36	90	1028	65.8
9/23/2018	0:00	0	0	0	3	10	4	0	0	0	0	0	0	0	0	0	0	0	0	17	37	29 to 39	88.2	14	82.4
9/23/2018	1:00	0	0	0	6	4	0	0	0	0	0	0	0	0	0	0	0	0	0	10	32.5	24 to 34	100	4	40
9/23/2018	2:00	0	0	0	2	5	1	0	0	0	0	0	0	0	0	0	0	0	0	8	34	27 to 37	100	6	75
9/23/2018	3:00	0	0	0	0	3	5	0	0	0	0	0	0	0	0	0	0	0	0	8	37	30 to 40	100	8	100
9/23/2018	4:00	0	0	1	0	5	0	0	0	0	0	0	0	0	0	0	0	0	0	6	33	24 to 34	100	5	83.3

Date	Starting Hr:min	<15	15 to <20	20 to <25	25 to <30	30 to <35	35 to <40	40 to <45	45 to <50	50 to <55	55 to <60	60 to <65	65 to <70	70 to <75	75 to <80	80 to <85	85 to <90	90 to <95	95 to >100	Total Counts	85pct Speed	10mph Pace	% in pace	# of Speeders	% Speeders
9/23/2018	5:00	0	0	0	3	2	2	0	0	0	0	0	0	0	0	0	0	0	0	7	36	26 to 36	85.7	4	57.1
9/23/2018	6:00	0	0	1	5	7	0	0	0	0	0	0	0	0	0	0	0	0	0	13	34	25 to 35	92.3	7	53.8
9/23/2018	7:00	0	0	3	9	10	3	0	0	0	0	0	0	0	0	0	0	0	0	25	34.5	25 to 35	84	13	52
9/23/2018	8:00	0	0	1	9	19	2	0	0	0	0	0	0	0	0	0	0	0	0	31	33.7	26 to 36	96.8	21	67.7
9/23/2018	9:00	0	0	1	18	41	7	0	0	0	0	0	0	0	0	0	0	0	0	67	34.5	27 to 37	92.5	48	71.6
9/23/2018	10:00	1	1	0	19	42	10	1	0	0	0	0	0	0	0	0	0	0	0	74	35	26 to 36	91.9	53	71.6
9/23/2018	11:00	1	1	6	24	46	4	1	0	0	0	0	0	0	0	0	0	0	0	83	34	27 to 37	88	51	61.4
9/23/2018	12:00	0	3	5	34	61	10	0	0	0	0	0	0	0	0	0	0	0	0	113	34.2	26 to 36	90.3	71	62.8
9/23/2018	13:00	0	1	8	41	67	10	0	0	0	0	0	0	0	0	0	0	0	0	127	34.1	26 to 36	89	77	60.6
9/23/2018	14:00	0	0	4	42	65	15	0	0	0	0	0	0	0	0	0	0	0	0	126	34.6	27 to 37	89.7	80	63.5
9/23/2018	15:00	0	0	4	44	71	10	0	0	0	0	0	0	0	0	0	0	0	0	129	34.1	26 to 36	95.3	81	62.8
9/23/2018	16:00	0	1	2	33	65	12	0	0	0	0	0	0	0	0	0	0	0	0	113	34.6	26 to 36	92	77	68.1
9/23/2018	17:00	0	1	2	31	66	5	2	1	0	0	0	0	0	0	0	0	0	0	108	34.4	26 to 36	93.5	74	68.5
9/23/2018	18:00	0	0	6	36	59	7	0	0	0	0	0	0	0	0	0	0	0	0	108	34	25 to 35	92.6	66	61.1
9/23/2018	19:00	0	1	1	29	53	0	0	0	0	0	0	0	0	0	0	0	0	0	84	33	25 to 35	98.8	53	63.1
9/23/2018	20:00	0	0	0	30	44	2	0	0	0	0	0	0	0	0	0	0	0	0	76	33.1	26 to 36	98.7	46	60.5
9/23/2018	21:00	0	0	2	12	19	1	0	0	0	0	0	0	0	0	0	0	0	0	34	33.8	25 to 35	91.2	20	58.8
9/23/2018	22:00	0	0	0	5	18	2	1	0	0	0	0	0	0	0	0	0	0	0	26	34	26 to 36	92.3	21	80.8
9/23/2018	23:00	0	0	2	4	9	1	0	0	0	0	0	0	0	0	0	0	0	0	16	33.5	24 to 34	87.5	10	62.5
24 Hr Summary		2	9	49	439	791	113	5	1	0	0	0	0	0	0	0	0	0	1409	35	26 to 36	91.2	910	64.6	
9/24/2018	0:00	0	0	0	2	3	1	1	0	0	0	0	0	0	0	0	0	0	0	7	36	26 to 36	85.7	5	71.4
9/24/2018	1:00	0	0	0	3	5	0	0	0	0	0	0	0	0	0	0	0	0	0	8	33	24 to 34	100	5	62.5
9/24/2018	2:00	0	0	0	0	2	0	0	0	0	0	0	0	0	0	0	0	0	0	2	35	25 to 35	100	2	100
9/24/2018	3:00	0	0	0	1	1	0	0	0	0	0	0	0	0	0	0	0	0	0	2	32	22 to 32	100	1	50
9/24/2018	4:00	0	0	0	2	1	0	0	0	0	0	0	0	0	0	0	0	0	0	3	33	23 to 33	100	1	33.3
9/24/2018	5:00	0	0	0	0	3	4	0	0	0	0	0	0	0	0	0	0	0	0	7	37.5	28 to 38	100	7	100
9/24/2018	6:00	0	0	1	4	19	4	0	0	0	0	0	0	0	0	0	0	0	0	28	35	26 to 36	92.9	23	82.1
9/24/2018	7:00	0	0	4	36	62	8	0	0	0	0	0	0	0	0	0	0	0	0	110	33.9	26 to 36	93.6	70	63.6
9/24/2018	8:00	0	2	4	42	67	10	0	0	0	0	0	0	0	0	0	0	0	0	125	33.9	26 to 36	90.4	77	61.6
9/24/2018	9:00	0	0	7	19	25	2	0	0	0	0	0	0	0	0	0	0	0	0	53	33.3	25 to 35	86.8	27	50.9
9/24/2018	10:00	1	2	7	27	35	3	0	0	0	0	0	0	0	0	0	0	0	0	75	33.7	26 to 36	86.7	38	50.7
9/24/2018	11:00	0	2	3	28	39	4	0	0	0	0	0	0	0	0	0	0	0	0	76	33.3	26 to 36	90.8	43	56.6
9/24/2018	12:00	1	2	5	23	48	7	0	0	0	0	0	0	0	0	0	0	0	0	86	33.2	27 to 37	87.2	55	64
9/24/2018	13:00	0	0	5	29	47	4	0	0	0	0	0	0	0	0	0	0	0	0	85	33.3	26 to 36	94.1	51	60
9/24/2018	14:00	0	0	10	34	56	6	0	0	0	0	0	0	0	0	0	0	0	0	106	33.6	24 to 34	88.7	62	58.5
9/24/2018	15:00	0	0	8	69	90	10	0	0	0	0	0	0	0	0	0	0	0	0	177	32.9	26 to 36	94.4	100	56.5
9/24/2018	16:00	0	2	5	41	89	10	0	0	0	0	0	0	0	0	0	0	0	0	147	33	26 to 36	91.8	99	67.3
9/24/2018	17:00	0	1	4	59	114	12	1	0	0	0	0	0	0	0	0	0	0	0	191	33	26 to 36	94.2	127	66.5
9/24/2018	18:00	0	2	3	40	78	3	0	0	0	0	0	0	0	0	0	0	0	0	126	32.8	25 to 35	94.4	81	64.3
9/24/2018	19:00	0	1	2	42	56	3	1	0	0	0	0	0	0	0	0	0	0	0	105	33.6	26 to 36	96.2	60	57.1
9/24/2018	20:00	1	0	7	29	32	5	0	0	0	0	0	0	0	0	0	0	0	0	74	33.3	27 to 37	87.8	37	50
9/24/2018	21:00	0	0	1	18	23	7	0	0	0	0	0	0	0	0	0	0	0	0	49	35	26 to 36	91.8	30	61.2
9/24/2018	22:00	0	0	1	12	19	0	0	0	0	0	0	0	0	0	0	0	0	0	32	33	24 to 34	100	19	59.4
9/24/2018	23:00	0	0	0	7	11	0	0	1	0	0	0	0	0	0	0	0	0	0	19	32	24 to 34	94.7	12	63.2

Date	Starting Hr:min	<15	15 to <20	20 to <25	25 to <30	30 to <35	35 to <40	40 to <45	45 to <50	50 to <55	55 to <60	60 to <65	65 to <70	70 to <75	75 to <80	80 to <85	85 to <90	90 to <95	95 to >100	Total Counts	85pct Speed	10mph Pace	% in pace	# of Speeders	% Speeders	
24 Hr																										
Summary		3	14	77	567	925	103	3	1	0	0	0	0	0	0	0	0	0	0	0	1693	34	26 to 36	91.6	1032	61
9/25/2018	0:00	0	0	0	1	3	0	0	0	0	0	0	0	0	0	0	0	0	0	0	4	32	25 to 35	100	3	75
9/25/2018	1:00	0	0	0	4	5	0	0	0	0	0	0	0	0	0	0	0	0	0	0	9	34	25 to 35	100	5	55.6
9/25/2018	2:00	0	0	0	1	0	0	0	0	0	0	0	0	0	0	0	0	0	0	0	1	29	19 to 29	100 *	*	
9/25/2018	3:00	0	0	0	0	1	0	0	0	0	0	0	0	0	0	0	0	0	0	0	1	35	25 to 35	100	1	100
9/25/2018	4:00	0	0	0	1	1	0	0	0	0	0	0	0	0	0	0	0	0	0	0	2	32	22 to 32	100	1	50
9/25/2018	5:00	0	1	0	2	5	2	0	0	0	0	0	0	0	0	0	0	0	0	0	10	34	27 to 37	90	7	70
9/25/2018	6:00	0	0	3	9	17	4	1	0	0	0	0	0	0	0	0	0	0	0	0	34	34	24 to 34	85.3	22	64.7
9/25/2018	7:00	0	0	7	32	61	6	0	0	0	0	0	0	0	0	0	0	0	0	0	106	33.5	26 to 36	92.5	67	63.2
9/25/2018	8:00	0	1	6	34	57	5	0	0	0	0	0	0	0	0	0	0	0	0	0	103	33.6	25 to 35	91.3	62	60.2
9/25/2018	9:00	0	1	2	22	22	9	0	0	0	0	0	0	0	0	0	0	0	0	0	56	35.2	26 to 36	87.5	31	55.4
9/25/2018	10:00	0	1	3	25	28	1	0	0	0	1	0	0	0	0	0	0	0	0	0	59	32	25 to 35	93.2	30	50.8
9/25/2018	11:00	0	1	4	28	45	2	1	0	0	0	0	0	0	0	0	0	0	0	0	81	33.8	25 to 35	91.4	48	59.3
9/25/2018	12:00	0	0	6	31	56	6	1	0	0	0	0	0	0	0	0	0	0	0	0	100	34	26 to 36	90	63	63
9/25/2018	13:00	1	0	5	33	55	7	1	0	0	0	0	0	0	0	0	0	0	0	0	102	33.7	26 to 36	90.2	63	61.8
9/25/2018	14:00	0	0	0	47	46	5	1	0	0	0	0	0	0	0	0	0	0	0	0	99	32.9	26 to 36	96	52	52.5
9/25/2018	15:00	0	2	7	34	42	2	0	0	0	0	0	0	0	0	0	0	0	0	0	87	32.9	25 to 35	90.8	44	50.6
9/25/2018	16:00 *	*	*	*	*	*	*	*	*	*	*	*	*	*	*	*	*	*	*	*	*	*	*	*	*	*
9/25/2018	17:00 *	*	*	*	*	*	*	*	*	*	*	*	*	*	*	*	*	*	*	*	*	*	*	*	*	*
9/25/2018	18:00 *	*	*	*	*	*	*	*	*	*	*	*	*	*	*	*	*	*	*	*	*	*	*	*	*	*
9/25/2018	19:00 *	*	*	*	*	*	*	*	*	*	*	*	*	*	*	*	*	*	*	*	*	*	*	*	*	*
9/25/2018	20:00 *	*	*	*	*	*	*	*	*	*	*	*	*	*	*	*	*	*	*	*	*	*	*	*	*	*
9/25/2018	21:00 *	*	*	*	*	*	*	*	*	*	*	*	*	*	*	*	*	*	*	*	*	*	*	*	*	*
9/25/2018	22:00 *	*	*	*	*	*	*	*	*	*	*	*	*	*	*	*	*	*	*	*	*	*	*	*	*	*
9/25/2018	23:00 *	*	*	*	*	*	*	*	*	*	*	*	*	*	*	*	*	*	*	*	*	*	*	*	*	*
24 Hr																										
Summary		1	7	43	304	444	49	5	0	0	1	0	0	0	0	0	0	0	0	0	854	34	26 to 36	90.3	499	58.4

Fire Station 5 Open House

Date/Time: Friday, May 10, 2019, 4:30 pm to 7:00 pm

Location: Casper Fire-EMS Station 5, 555 Landmark Drive, Casper, WY 82609

Agenda

1. Station tours with light refreshments 4:30 pm to 5:30 pm
 - a. Informal station tours given by on-duty crews, chief officers, etc.
 - b. Cookies, Milk, water, etc. available for guests.
2. Hose Uncoupling Dedication 5:30 pm to 6:00 pm
 - a. Pipes and Drums Song
 - b. Introductions and Comments
 - i. Fire Chief
 - ii. City Officials
 - iii. Elected Officials
 - c. Hose uncoupling
 - i. Fire Department members will hold the ends of the hose while fire chief, mayor, city manager and other officials ceremonially uncouple hose.
 - d. Pipes and Drums Song
3. Finish Tours/Wrap-up 6:00 pm to 7:00 pm



PO Box 2030 Casper, WY 82602-2030 307.265.3002 wyomission.org

Dear Friend,

We are gearing up for the 6th annual Fishin' for the Mission fly-fishing tournament! I want to invite you to join with us in our largest fundraiser of the year June 18th and 19th.

With your help, we set out to create a refuge of radical hospitality where our guests can focus on breaking the cycle of homelessness. Thank you for helping us at Wyoming Rescue Mission to restore hope and transform lives.



To register for this year's tournament, please fill out the form below and return it to P.O. Box 2030 Casper, WY 82602 with your donation. You can also register online at wyomission.org. Limited boats available.

Please let me know if you have any questions. Thank you, we are looking forward to hearing from you!

Abby Huck

Abby Huck
Marketing and Events Manager
ahuck@wyomission.org
307-473-6931

Name: _____ Phone Number: (____) ____ - _____

Address: _____

I would like to purchase ____ boat(s) at \$1,500 each

Fishin' for the Mission Payment Options: ****Online Registration Available at wyomission.org****

- Enclosed amount is: \$ _____
- Contact me to arrange payment at: (____) ____ - _____
- Credit Card Number: _____ Expires: ____ / ____ CVC: _____
Name on Card: _____

Please send this form with your payment to Wyoming Rescue Mission – P.O. Box 2030 Casper, WY 82602

☆The Pet Gazette☆

Brought to you by: **Metro Animal Shelter**

May 2019



On May 2, 2011 Cairo with his team – Seal Team Six – descended from attack helicopters near Osama Bin Laden’s compound in Pakistan. The leader of al-Qaeda, and the terrorist responsible for the deadliest attack on American soil in US history, was shot dead 38 minutes later.

Cairo was Elite Special Forces, and his deployment record is difficult to find. His SEAL teammate, known only as “Lloyd” has said this dog was one of them, “a brother in arms”.

“The capability the dogs bring to the fight cannot be replicated by man or machine. By all measures of performance, their yield outperforms any asset we have in our industry.” – General Petraeus, 2011



Cairo was a soldier until he drew his last breath: Heaven needed a hero. 2004 – 2016

This Memorial Day and every day, never forget the men who gave all for this Country. Remember there are men who are fighting for us right now. God bless our warriors.

May we never forget.



May is recognized as Responsible Animal Guardian Month. Metro advocates for animals; we want all pets to receive proper care, training and attention. Pets are not an impulse item; there are financial and time considerations that must be given. While dogs and cats generally live from 8-20 years, a parrot can live well into his 70’s. When you’re considering a new pet, research what is involved for his care.



For those responsible pet owners – thank you! Because you have taken accountability to ensure your pet does not burden your neighbors or government resources.

April showers bring May Meowers!

The Shelter has dozens of cats waiting for new homes! We have all sizes, ages and colors. Any cat that has been available for adoption for at least 30 days will have their adoption fee waived! Many of these cats have already been neutered as well...




Meet Fonzie, He was brought here almost 3 months ago. He’s only

About 4 years old – he’d love to be loved by a new family. Come and meet him!



Life isn’t the same without a dog.



May 11th is National Animal Disaster Preparedness Day. Disasters can be anything from fire, flood, tornado, snowstorm...anything that requires evacuation. It is a good idea to pack a “go bag” for your pet. You should include at least 3 days water and food, first aid kit and a towel. In the event you do need to evacuate try to take your pet with you – if you cannot, never confine him where he cannot escape on his own. It is critical that your pet have identification on him; otherwise first responders and rescue workers won’t know who he belongs with. Since there may be power or phone outages, it is a good idea to have a photo of you with your pet for identification purposes.



Always have a plan to assemble your pets on short notice. You can put together a go bag quickly and inexpensively. Do it now so you’re ready before disaster strikes.

From: Platte River Trails Trust [mailto:platteriver@wyoming.com]

Sent: Friday, April 26, 2019 8:16 AM

To: Renee Jordan-Smith <rjordansmith@casperwy.gov>

Subject: Trail News and Upcoming Events



Platte River Trails News and Upcoming Events

April 26, 2019

Thumbs Up For 2019 Trail Projects

Casper City Council gave thumbs up to a list of exciting trail projects at it's work session on Tuesday, April 23rd, setting the stage for a new trail extension and major maintenance of older sections of the River Trail in 2019. Here's what we have on the drawing board for this year.

- **A new trail extension from Morad Park to the CY Walmart Area**
 - This project is a game changing connection between the River Trail and a major retail center we hope will eventually connect to the Wolf Creek neighborhood and Ft. Caspar Academy
- **Rehabilitation of 2 Sections of the River Trail**
 - F Street to below the Overlook Shelter
 - Pedestrian Bridge to Bryan Stock Trail
- **Improved Connection Between Durbin Street Bike Lanes and Casper Mountain Road Trail**
- **Enhance Community Trail Wayfinding**
 - The PRTT is serving on a Wayfinding committee looking into wayfinding along and adjacent to our community trails as well as downtown streets and highways.

The PRTT will also begin design on the Paradise Valley to Robertson Road trail this summer. Stay tuned for further details about all of these exciting projects.



Rails-to-Trails Conservancy to Unveil Routing for “Great American Rail-Trail” on The Casper Rail Trail

*Casper event gathers local trail leaders and advocates in celebration of
the Casper Rail Trail as a key segment in this cross-country trail*



On Wednesday, May 8, Casper will join communities nationwide in celebrating our community's place along the [Great American Rail-Trail](#)—a more than 3,600-mile multiuse trail, which spans from Washington, D.C. to Washington state, and includes the Casper Rail Trail. Representatives from the Platte River Trails organization and local trail advocates will join [Rails-to-Trails Conservancy](#) (RTC) in the unveiling of the preferred route for the "Great American" as part of a series of cascading events that will roll out the trail's cross-country routing.

Taking place at Beech Street along the Rail Trail, the local celebration will recognize the inclusion of the Casper Rail Trail in the Great American. Stay tuned for further details about the celebration ***Hint, hint ... free t-shirts and cookies will play a role in this exciting event!***

The Casper ceremony is one of several launch events taking place May 8 along the Great American route. RTC will host an hour-long [Facebook Live presentation](#) to launch the Great American Rail-Trail nationally, and will share Facebook Live check-ins from route reveal celebrations across the country throughout the day.

Please mark your calendar for **Wednesday, May 8th at 1:30 p.m.** and join us at along the Rail Trail at Beech Street to celebrate our community's role as a Gateway Trail along the Great American Rail Trail! Stay tuned for further event details on the [Platte River Trails Facebook page](#),

2019 Spring Clean-up Bring Your Friends, Family & Colleagues!

Bring your friends, family and colleagues for a morning of fun and clean-up to get our community trails summer ready on **Saturday, May 18th, 9 a.m. to Noon.** Groups are asked to meet at the Tate Pumphouse and fan out along the River Trail and Rail Trail for the morning. Businesses and groups are a perfect fit for this community centered event. [Email the Trails office](#) for more information or download the clean-up [registration form](#) here. Special thanks to our sponsors [Keep Casper Beautiful](#) and [Wyoming Machinery](#) for helping us clean-up our community trails!



Help get our trails
Summer ready!

Saturday, May 18
Tate Pumphouse, 9am-noon



STAY CONNECTED



Platte River Trails Trust | P.O. Box 1228, Casper, WY 82602

[Unsubscribe rjordansmith@casperwy.gov](mailto:rjordansmith@casperwy.gov)

[Update Profile](#) | [About our service provider](#)

Sent by platteriver@wyoming.com in collaboration with

Constant Contact 

[Try it free today](#)

From: Justin Schilling [mailto:jschilling@wyomuni.org]

Sent: Thursday, May 02, 2019 11:50 AM

To: Renee Jordan-Smith <rjordansmith@casperwy.gov>

Subject: Word from WAM - Mary Kelley Message, Regional Meeting Success and Presentations, WAM Summer Convention info and registration, Trivia!



Wyoming
Association of
Municipalities
Building Strong Communities

Word from WAM!

A Weekly Message

**WAM Summer Convention Keynote Speaker
Mary Kelley is Excited to See You There!**



Speaker Mary Kelly

Kelley to Focus on Successful Leadership in Sheridan

Mary Kelley is excited to be back at WAM Summer Convention helping you understand how to be a better leader everyday. Have you registered for Summer Convention yet? Time is running out!

[Click here to see Mary's message to WAM](#)

**Spring Region Meetings: Great Attendance,
Great Discussion**



Region 5 Meeting in Kemmerer

WAM Maintains Positive Momentum, As More Members from More Municipalities Attended Meetings

Thank you to everyone who took time out of their busy schedules to attend their respective Spring Regional Meeting throughout April. Attendance was fantastic overall, with Region 5 coming away with bragging rights for the largest attendance with 29 members from 10 different cities and towns! Summer Regional Meetings will take place Thursday, June 13th at WAM Summer Convention in Sheridan.

**Next Gen 911 and Wyoming 2-1-1
Presentations from Spring Meetings**

Get the 411 on
2-1-1 and Next
Gen 911



Those that were able
to attend the training
portion of the Spring
Regional Meetings
received valuable

information about the community benefits of Wyoming 2-1-1 from Wyoming 2-1-1 Executive Director Sabrina Lane and a primer on Next Gen 911 systems from Laramie County Combined Communications Center Director Glen Crumpton, and GIS experts Karen Rogers from Wyoming game and Fish and Jordan Evans from Laramie County. As promised, here are their presentation materials for further review. WAM thanks Sabrina, Glenn, Karen and Jordan for taking the time and making the effort to travel the state with us to present to our membership.

[Click Here for Next Gen 911 Presentation](#)

[Click Here for Wyoming 2-1-1 Presentation for Region 1](#)

[Click Here for Wyoming 2-1-1 Presentation for Region 2](#)

[Click Here for Wyoming 2-1-1 Presentation for Region 3](#)

[Click Here for Wyoming 2-1-1 Presentation for Region 4](#)

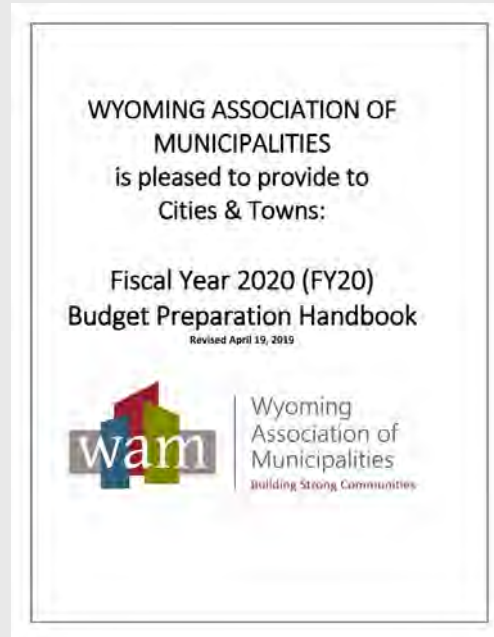
[Click Here for Wyoming 2-1-1 Presentation for Region 5](#)

[Click Here for Wyoming 2-1-1 Presentation for Region 6](#)

**WAM Municipal Budget Prep Handbook
Now Available**

Handbook Offers Budget
Guidance to
Municipalities

[Click here](#) to see this year's
handbook.



City of Laramie Chosen to Host 2020 WAM Summer Convention

WAM Board
Accepts
Laramie's Bid to
Host Convention



The Board of Directors of the Wyoming Association of Municipalities (WAM) voted Thursday to accept the City of Laramie's bid to host the 2020 WAM Summer Convention. Planning and organizational meetings will begin shortly after this year's WAM Summer Convention in Sheridan, June 12-14th.

**2019 WAM Summer Convention
Registration Now Open!!**



Join Us June 12-14
in Beautiful
Sheridan

Please make plans to join us, and a few hundred of your municipal peers, at the 2019 WAM Summer Convention, June 12-14, 2019 in Sheridan. We think we've prepared a great event for you, filled with fantastic training opportunities, interesting cultural experiences, and as always, the chance to socialize and network with elected leaders and municipal staff



The Brinton Museum, home to this year's Welcome Reception

members from all over Wyoming. Room blocks are open now, **but will fill up fast** as several other events are happening around Sheridan that week, **so please do not delay** in making your room reservations!

Online Registration [is here](#).

Printable Agenda [is here](#).

Convention Host Hotel Information [is here](#).

A Plethora of Wyoming Business Council Grant Opportunities



Vertical Garden in Downtown Laramie

Grants available for vertical gardens to provide fresh, local food to cities

When chefs at Altitude Chophouse and Brewery in Laramie need some greens or produce for menu items, there's a good chance it's harvested from a garden growing on one of the restaurant's exterior walls, just steps from where their customers sit. [Continue reading...](#)

Business Council offers energy efficiency grants

The Wyoming Business Council's State Energy Office will have competitive federal grant funds available for Wyoming local governments, public schools and small businesses seeking to improve their buildings while reducing utility costs. The money will be split between four programs. [Continue reading...](#)

Weekly WAM Wyo-centric Trivia!

This Week's Winner Gets a \$10 Pre-Paid Card

You've got to have a little fun in life. So, every week in Word From WAM, we'll be posting a Wyo-centric trivia question for fun and fabulous prizes. Click the button below to submit your answer, and we'll draw a winner from all the correct answers we receive to get a \$10 pre-paid card from your friends here at WAM. Have fun and good luck!

Please Note These cards are good for in-person purchases anywhere Mastercard is accepted, but cannot be used for online purchases.

Question: Did you know most of the cat litter used in the United States is produced right here in Wyoming? What is the name of the specific clay found here that makes us the kitty litter capitol of the country?

[Click to Answer](#)

Congratulations to last week's winner Kelley Millar, Clerk/Treasurer of the Town of Upton. She knew that Gillette was home to Wyoming's first airplane flight in 1911. Your gift card is on its way, and thanks to all for playing!



One Call of Wyoming

Proudly supporting
Wyoming's
cities and towns

tel: 307.632.0398 | fax: 307.632.1942 | www.wyomuni.org

Wyoming Association of Municipalities, 315 West 27 Street, Cheyenne, WY 82001

[SafeUnsubscribe™ rjordansmith@casperwy.gov](mailto:rjordansmith@casperwy.gov)

[Forward this email](#) | [Update Profile](#) | [About our service provider](#)

Sent by jschilling@wyomuni.org in collaboration with

Constant Contact 

[Try email marketing for free today!](#)